



# **Georgia GOAL Scholarship Program, Inc.**

**Program Results as of November 17, 2016**

## GOAL Tax Credit Contributions By Year Since Inception

<b>Georgia GOAL Scholarship Program, Inc.</b>			
<i>Year</i>	<i># of Donors</i>	<i>Amount</i>	<i>% of Cap</i>
<b>2008</b>	<b>1,194</b>	<b>\$3,539,984</b>	<b>58%</b>
<b>2009</b>	<b>3,800</b>	<b>\$10,609,573</b>	<b>42%</b>
<b>2010</b>	<b>6,201</b>	<b>\$13,496,498</b>	<b>34%</b>
<b>2011</b>	<b>5,640</b>	<b>\$12,349,667</b>	<b>27%</b>
<b>2012</b>	<b>6,079</b>	<b>\$13,181,129</b>	<b>28%</b>
<b>2013</b>	<b>6,819</b>	<b>\$14,565,373</b>	<b>28%</b>
<b>2014</b>	<b>6,901</b>	<b>\$18,424,016</b>	<b>34%</b>
<b>2015*</b>	<b>9,297</b>	<b>\$16,335,364</b>	<b>31%</b>
<b>2016*</b>	<b>9,953</b>	<b>\$16,196,791</b>	<b>est. 31%</b>
<b>Totals – All Years</b>	<b>55,884</b>	<b>\$118,698,395</b>	<b>est. 32%</b>

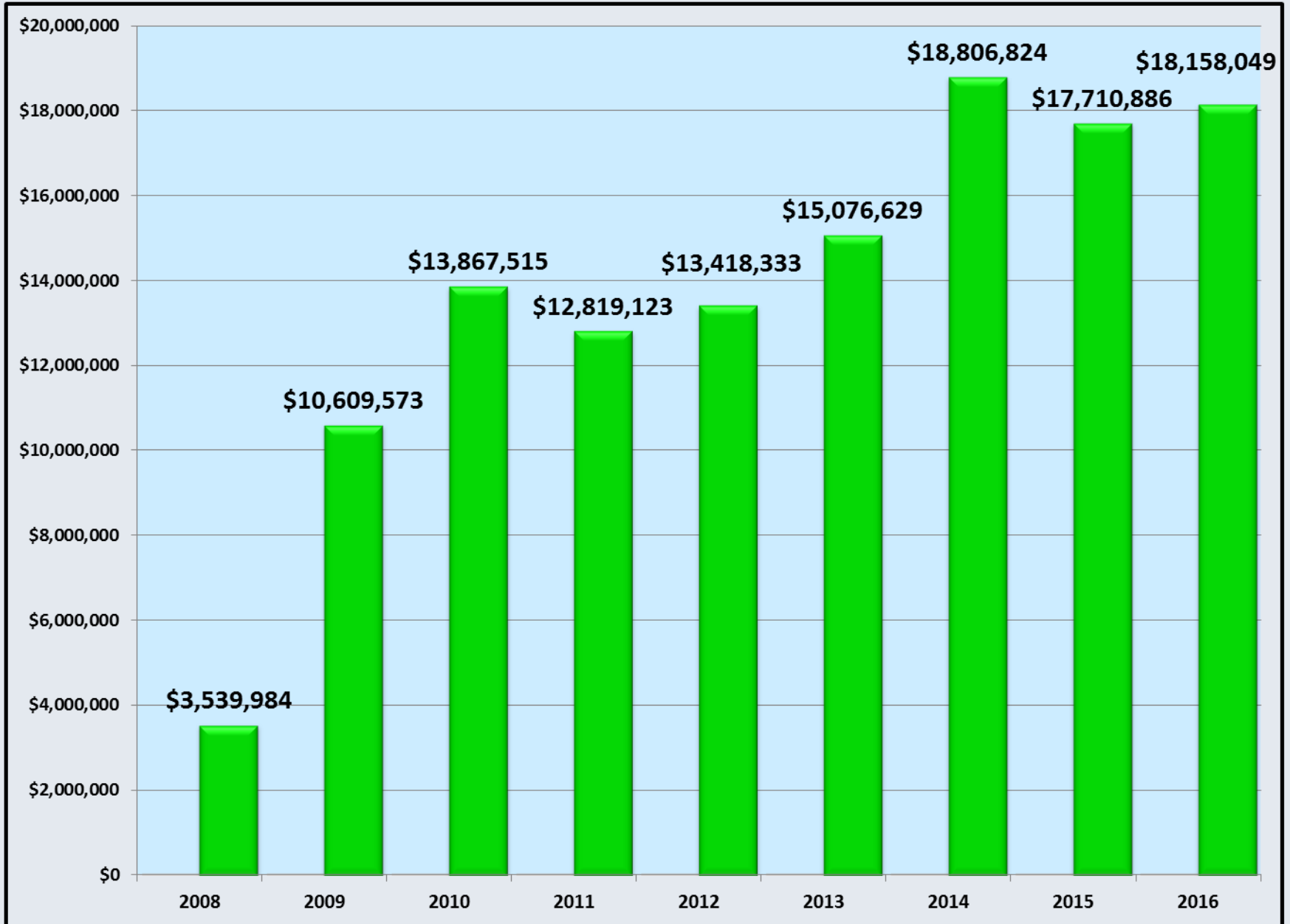
\*2015 numbers are after DOR proration of 63.38%, due to overwhelming taxpayer demand.

\*2016 numbers are after DOR proration of 53.36%, due to overwhelming taxpayer demand.

## **GOAL Total Contributions**

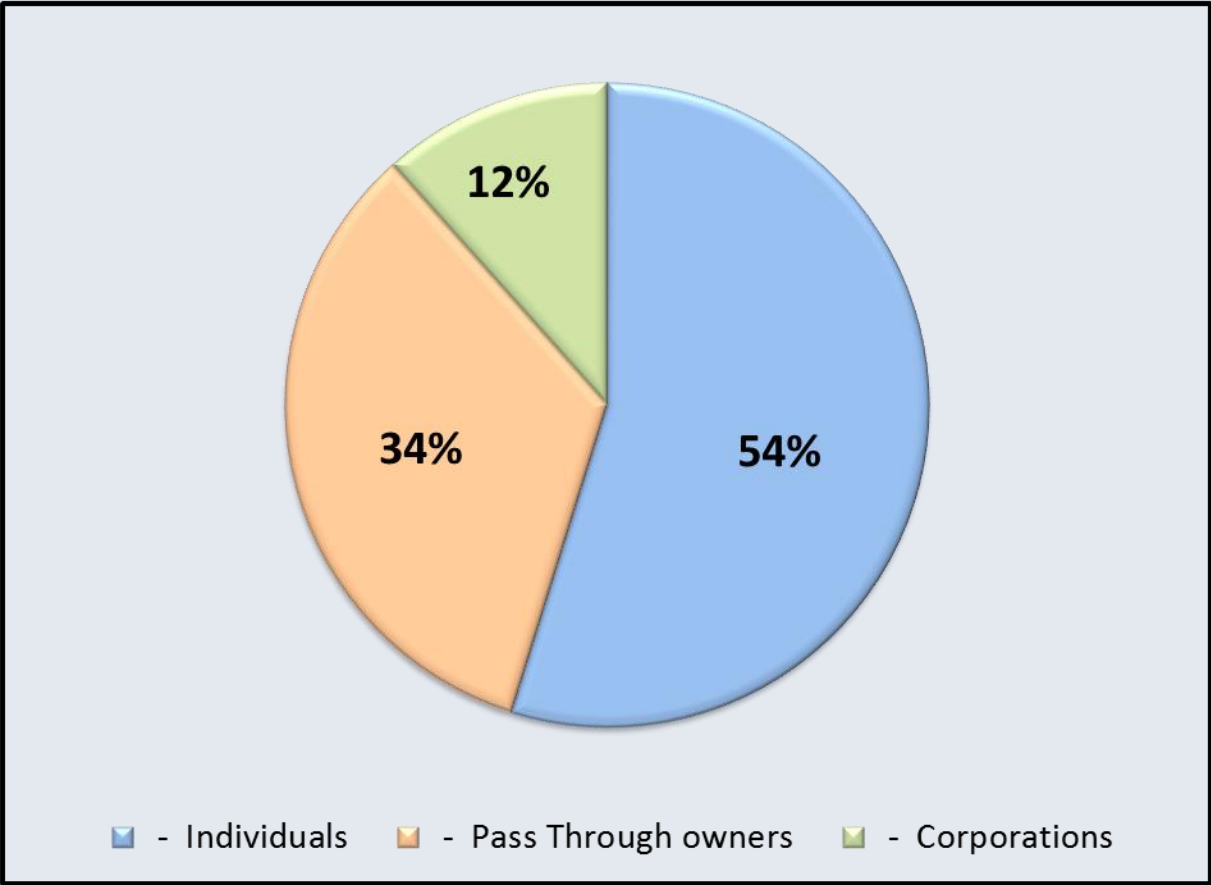
	<b>2016</b>	<b>Totals - All Years</b>
Tax Credit Contributions	\$16,196,791	\$118,698,395
Charitable & matching gifts	\$75,670	\$557,780
Transfers from other SSOs	\$1,717,260	\$3,664,192
Transfers to other SSOs	\$168,328	\$1,086,549
Total GOAL Revenue	\$18,158,049	\$124,006,915

# GOAL Total Contributions by Year Since Inception



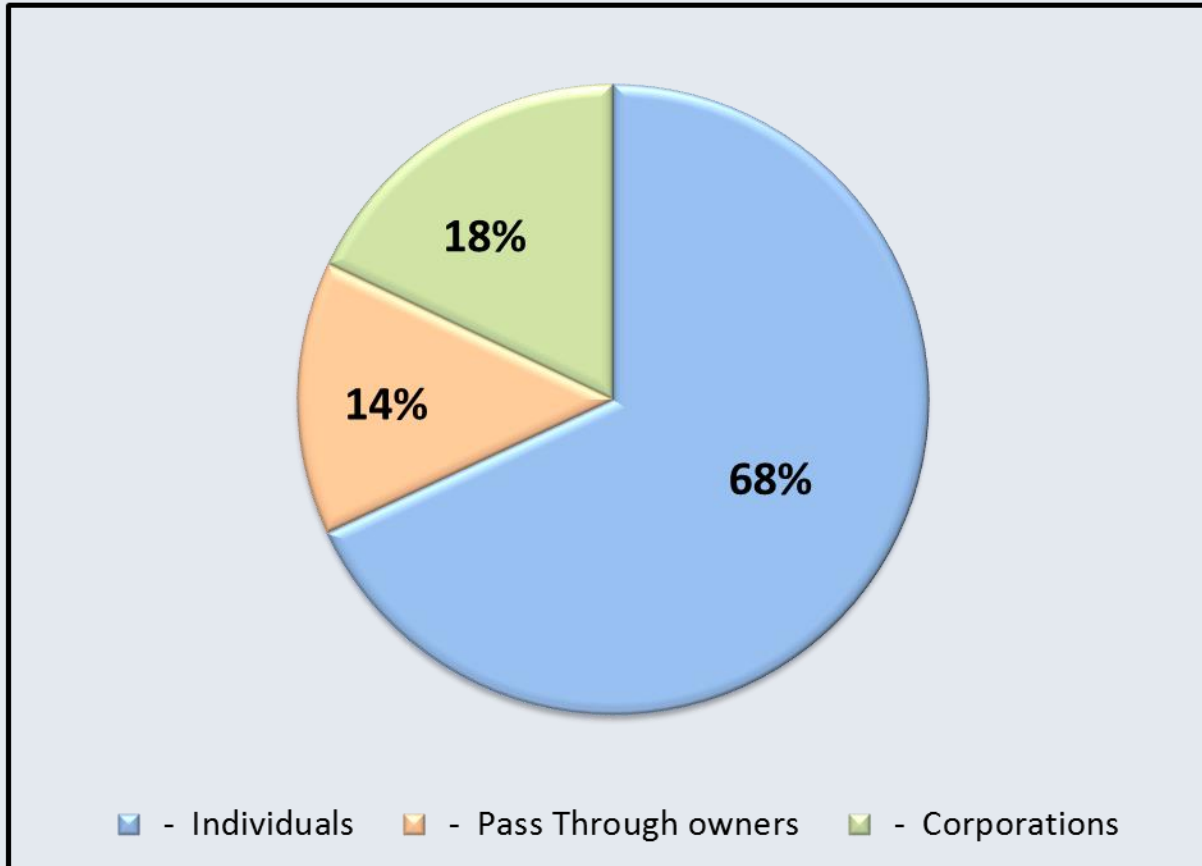
# 2016 GOAL Contribution Results by Taxpayer Status

% of CONTRIBUTIONS by Taxpayer Status



# GOAL Contribution Results by Taxpayer Status since Inception

% of CONTRIBUTIONS by Taxpayer Status

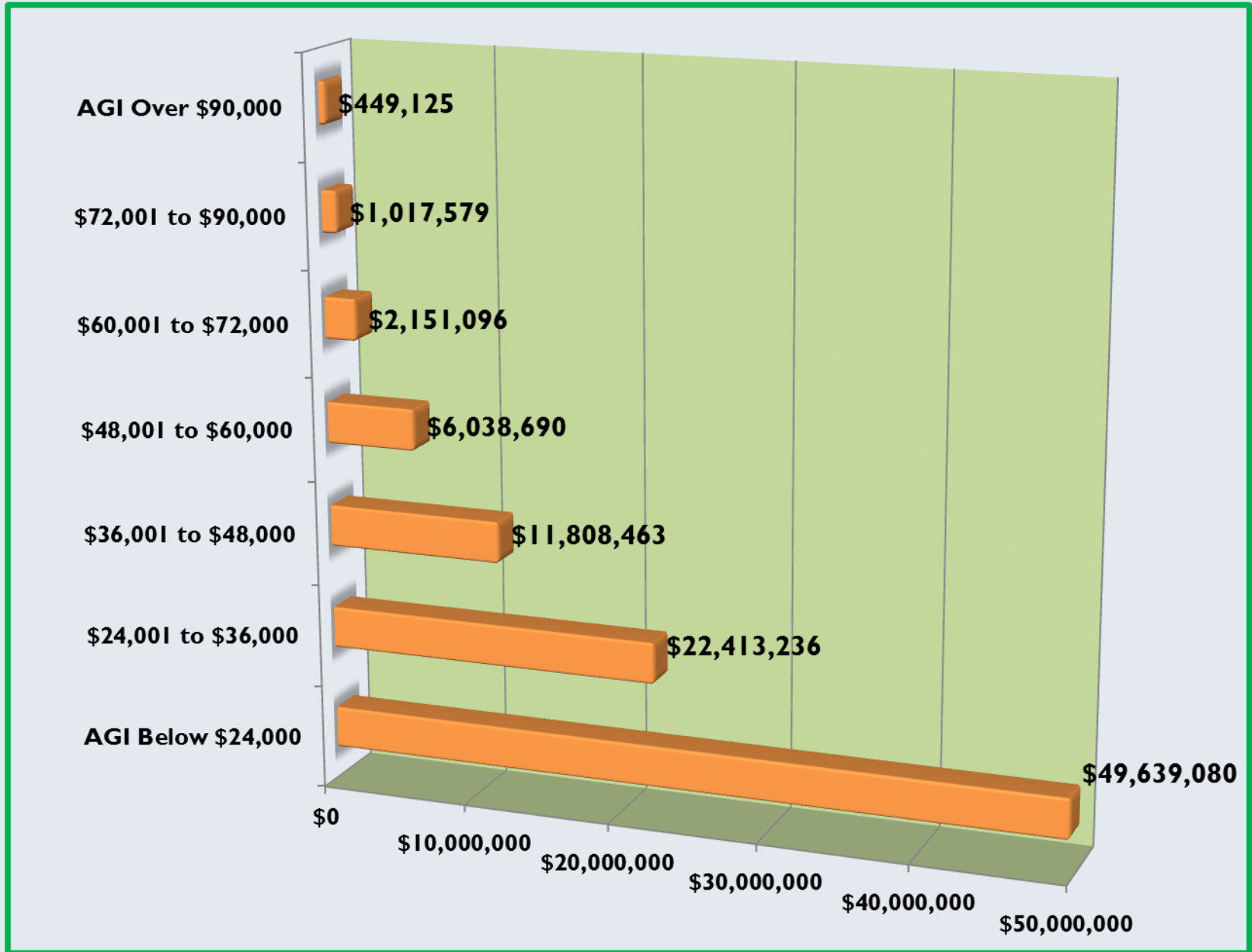


**GOAL Scholarship Award Results:**  
**Inception through 11/17/2016**

<b>Totals Since Program Inception</b>	<b>All Years</b>
<b># of Scholarships</b>	<b>25,448</b>
<b># of Students</b>	<b>11,230</b>
<b>\$ Amount of Awards</b>	<b>\$93.5 million</b>
<b>Average Award</b>	<b>\$3,675</b>
<b>Average AGI adjusted for family size</b>	<b>\$26,483*</b>
<b>% of Awards to Minority Recipients</b>	<b>44%</b>

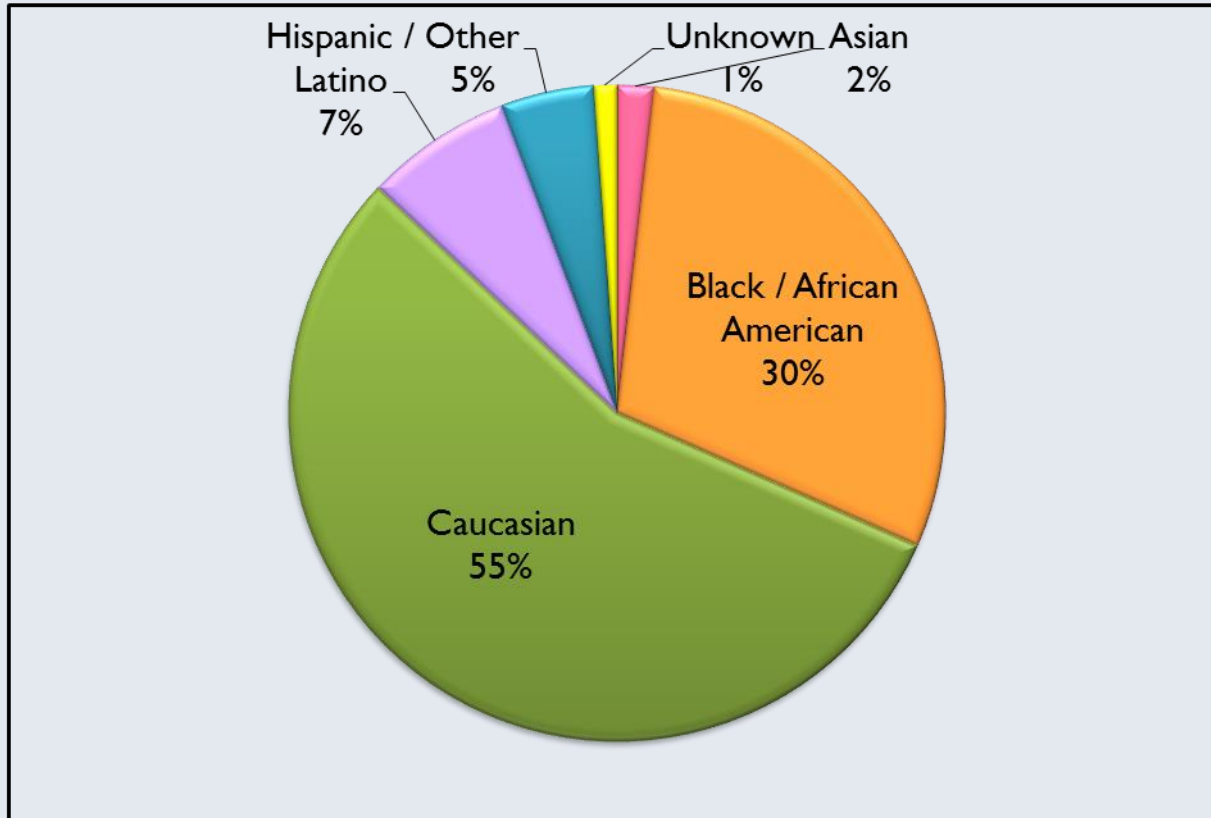
\* AGI adjusted for family size using the OECD-modified scale. This scale assigns a value of 1 to the household head, of 0.5 to each additional adult member and of 0.3 to each child.

# Total Dollars Awarded by Income Level - Inception through 11/17/2016





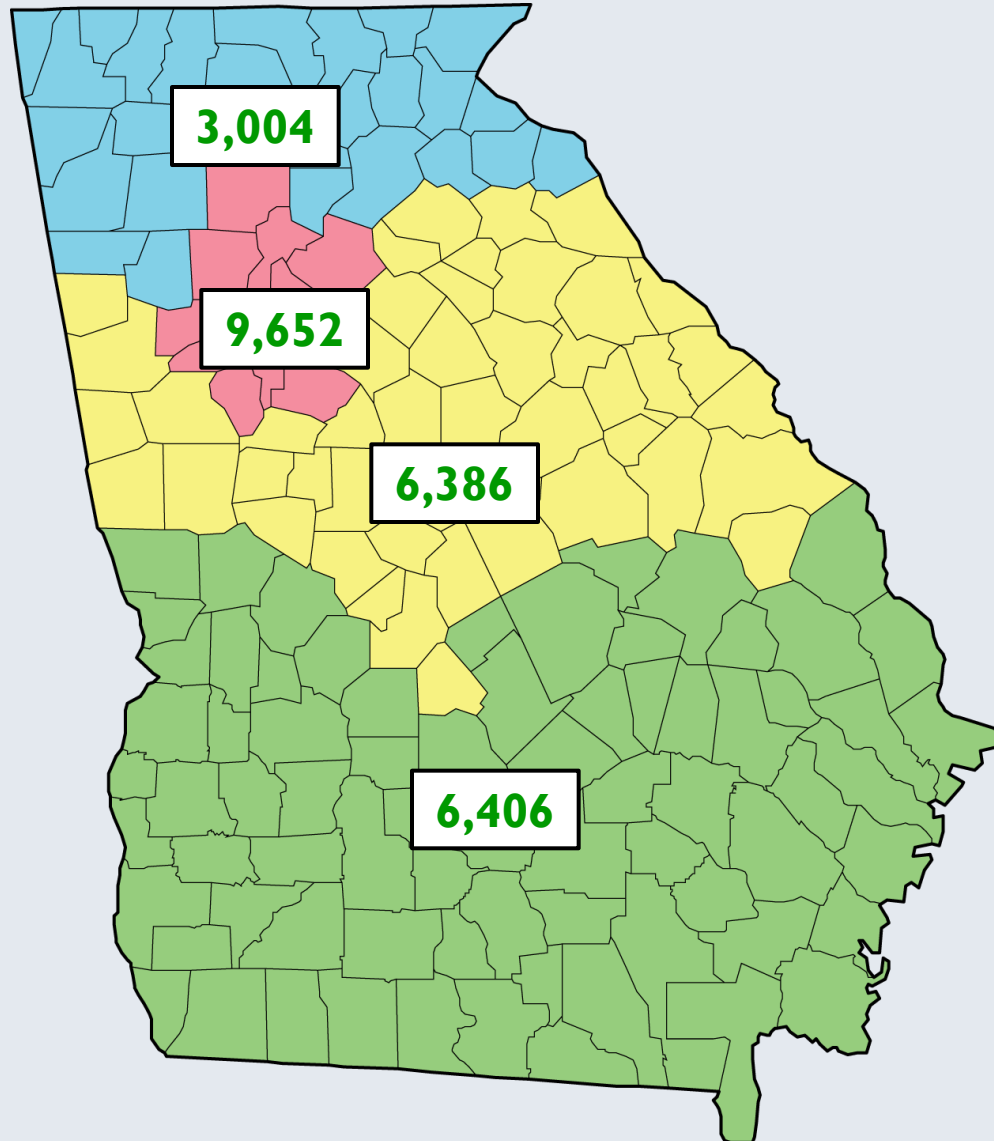
# GOAL Scholarship Award Results Since Inception – by Race / Ethnicity



Race / Ethnicity	% GOAL Awards	% GA Population
Asian	1.8%	3.0%
Black / African American	29.8%	28.6%
Caucasian	55.4%	56.0%
Hispanic / Latino	7.2%	8.3%
Other	4.6%	4.1%
Unknown	1.1%	-
Totals	100.0%	100.0%

**44% of GOAL scholarships have been awarded to minority students**

**GOAL Scholarships Awarded by Region:**  
**Inception through 11/17/16**



GEORGIA **G**  **AL**  

---

SCHOLARSHIP PROGRAM, INC.