



Georgia GOAL Scholarship Program, Inc.

Program Results as of May 31, 2020

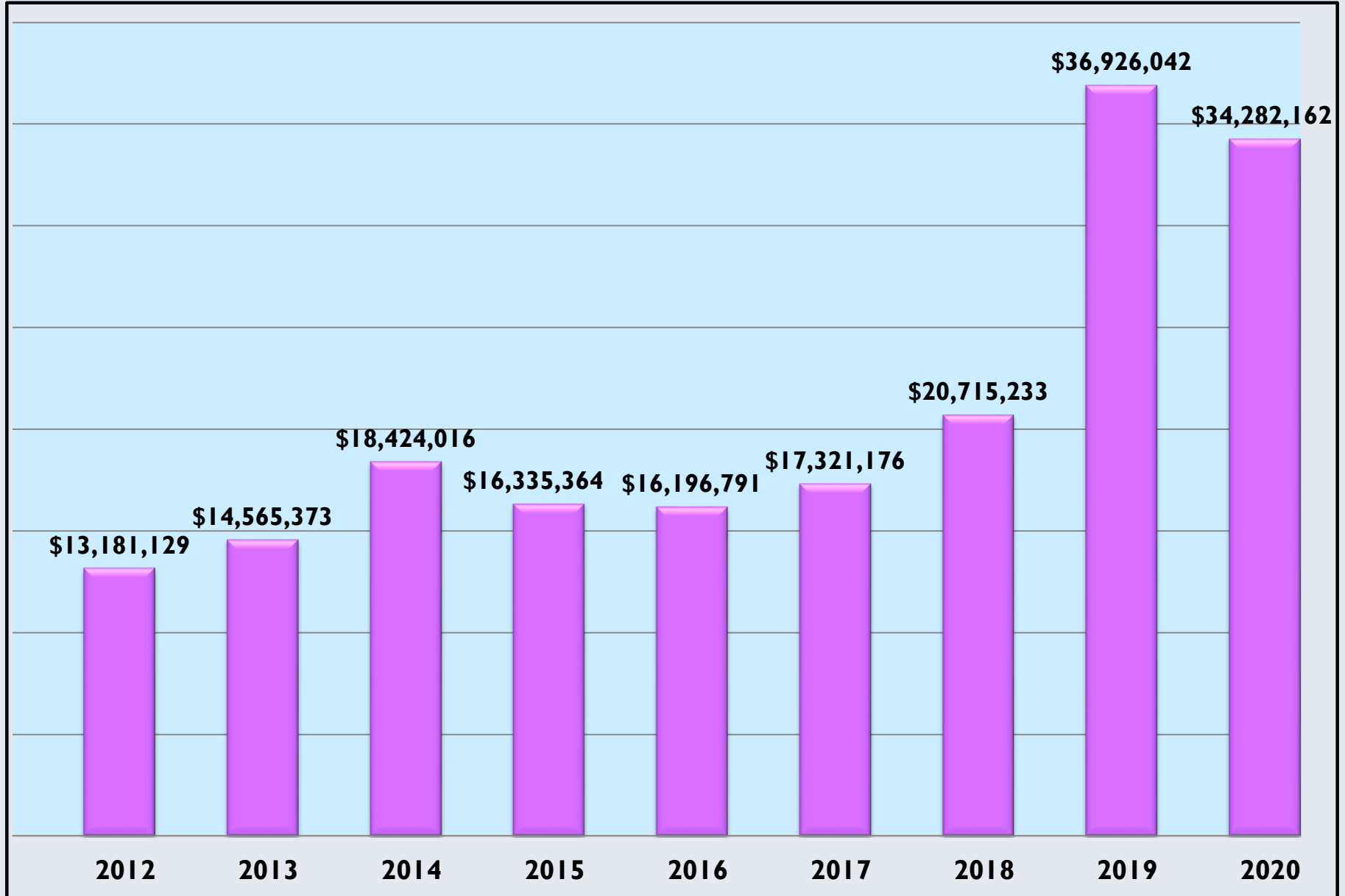
GOAL Tax Credit Contributions By Year Since Inception

Year	# of Donors	Amount	% of Cap
2008	1,194	\$3,539,984	58%
2009	3,800	\$10,609,573	42%
2010	6,222	\$13,496,498	34%
2011	5,666	\$12,349,667	27%
2012	6,124	\$13,181,129	28%
2013	6,853	\$14,565,373	28%
2014	6,959	\$18,424,016	34%
2015	9,170	\$16,335,364	31%
2016	9,953	\$16,196,791	31%
2017	10,820	\$17,321,176	32%
2018	11,092	\$20,715,233	39%
2019	12,262	\$36,926,042	45%
2020	11,744	\$34,282,162	est. 49%
Totals – All Years	101,859	\$227,943,008	est. 40%

GOAL Total Contributions

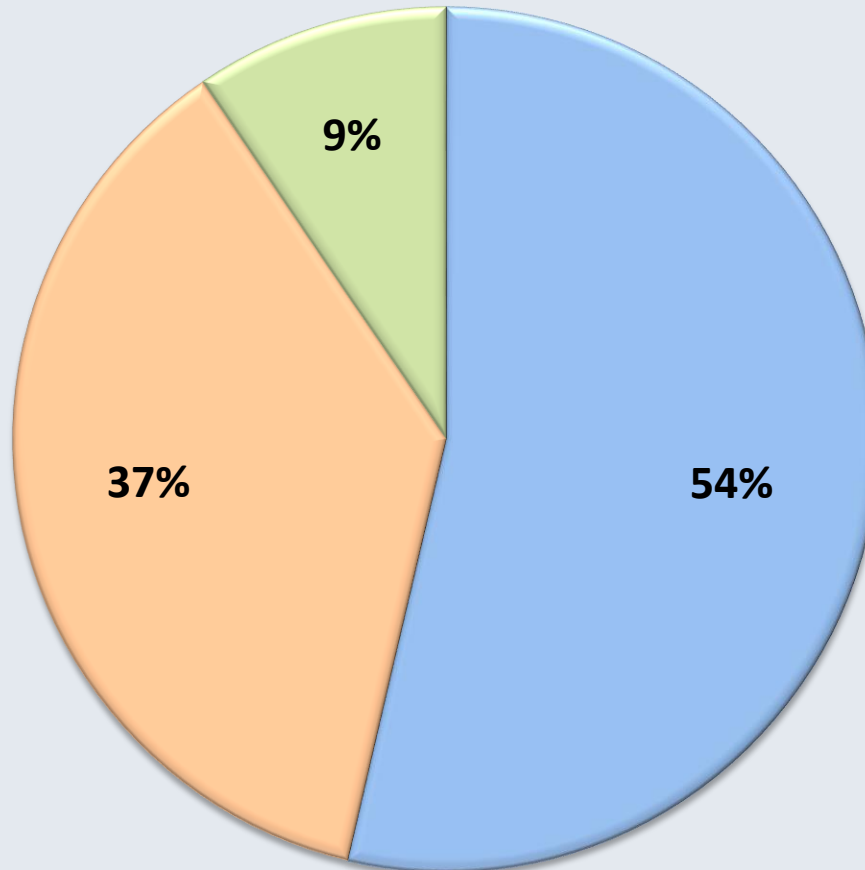
	2019	2020 at 5/31/20	Totals All Years
Tax Credit Contributions	\$36,926,042	\$34,282,162	227,943,008
Charitable & matching gifts	\$141,047	\$78,167	\$905,114
Transfers from other SSOs	\$762,615	\$14,316	\$4,661,838
Transfers to other SSOs	\$414,038	\$383,290	\$2,447,282
Total GOAL Revenue	\$38,243,742	\$34,757,935	\$235,957,242

GOAL Tax Credit Contributions by Year Since Inception



2020 GOAL Contribution Results by Taxpayer Status

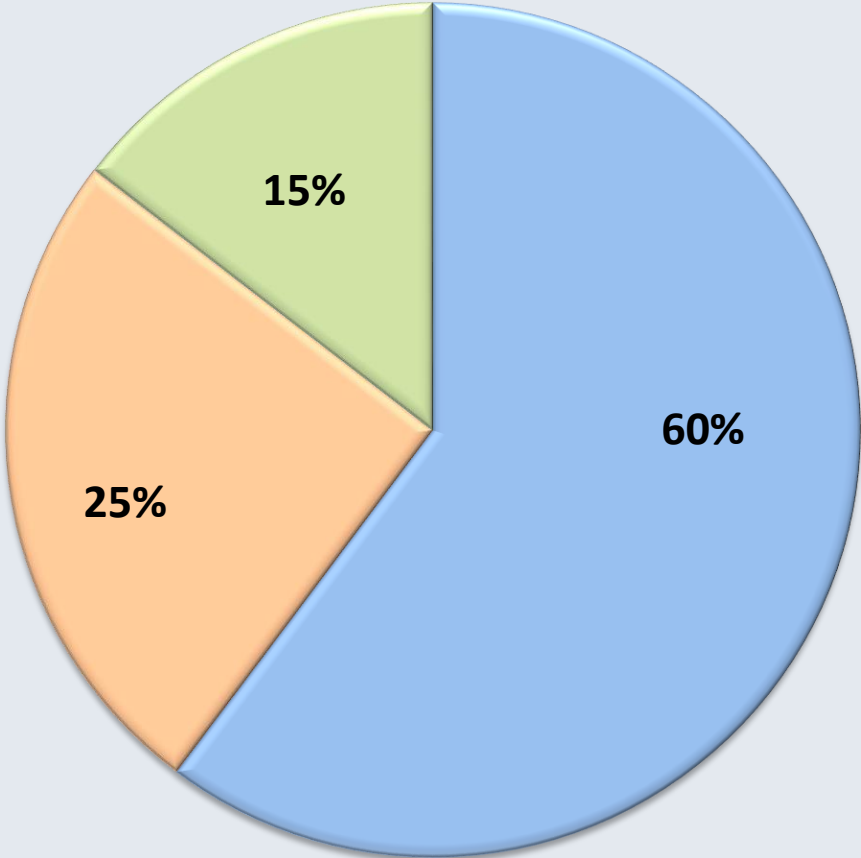
% of CONTRIBUTIONS by Taxpayer Status



■ - Individuals ■ - Pass-Through owners ■ - Corporations

GOAL Contribution Results by Taxpayer Status since Inception

% of CONTRIBUTIONS by Taxpayer Status



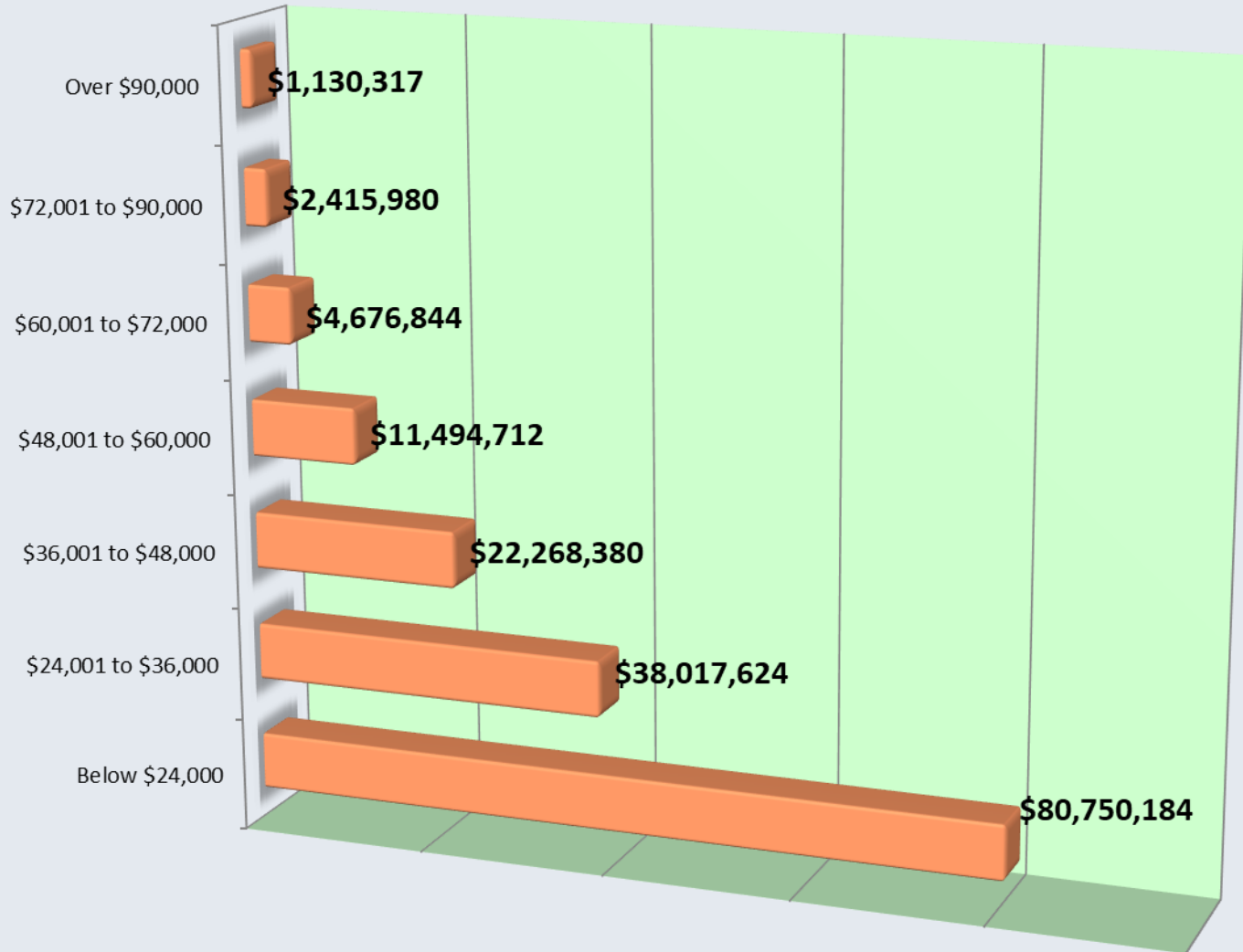
■ - Individuals ■ - Pass-Through owners ■ - Corporations

GOAL Scholarship Award Results:
Inception through 5/31/2020

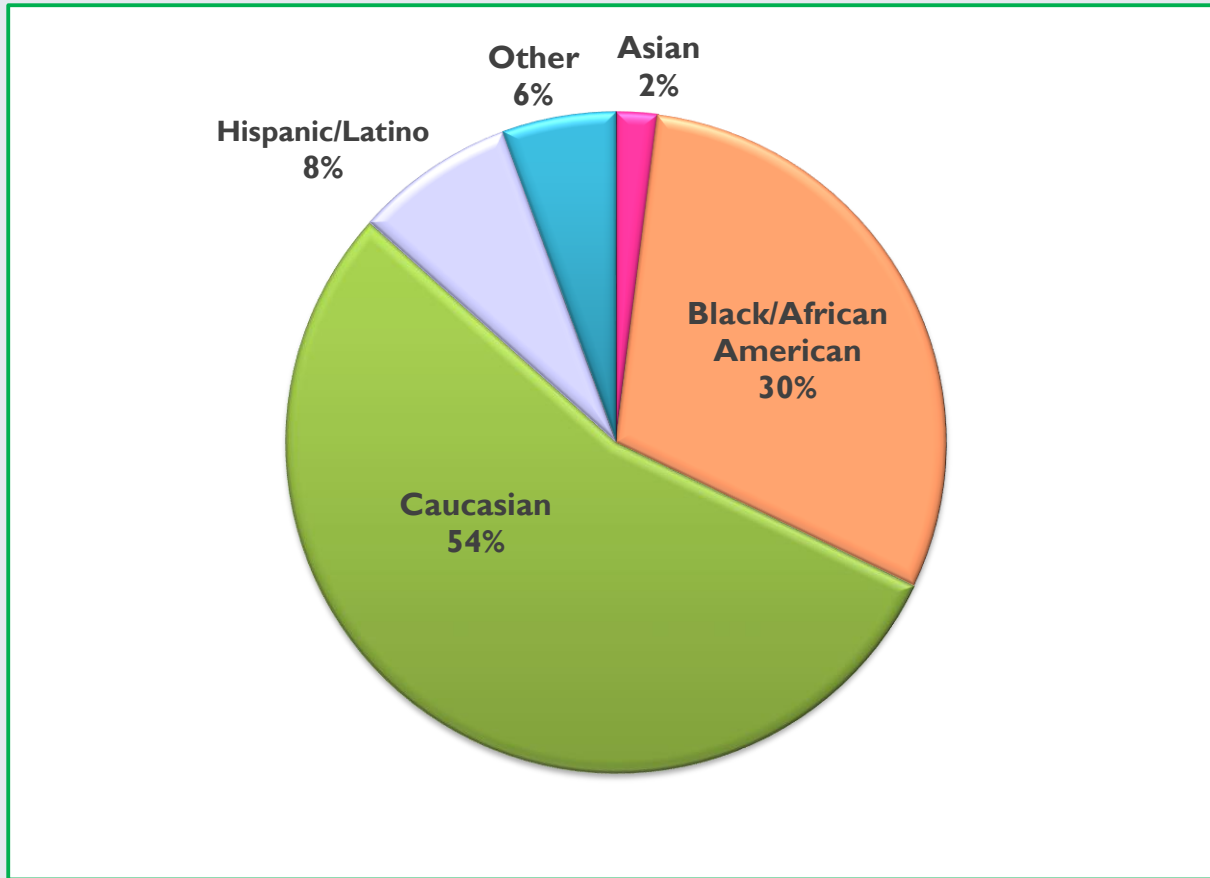
Totals Since Program Inception	All Years
# of Scholarships	41,229
# of Students	16,980
\$ Amount of Awards	\$160.8 million
Average Award	\$3,899
Average AGI adjusted for family size	\$27,689*
% of Awards to Minority Recipients	45.74%

* AGI adjusted for family size using the OECD-modified scale. This scale assigns a value of 1 to the household head, of 0.5 to each additional adult member and of 0.3 to each child.

Total Dollars Awarded by Income Level - Inception through 5/31/2020



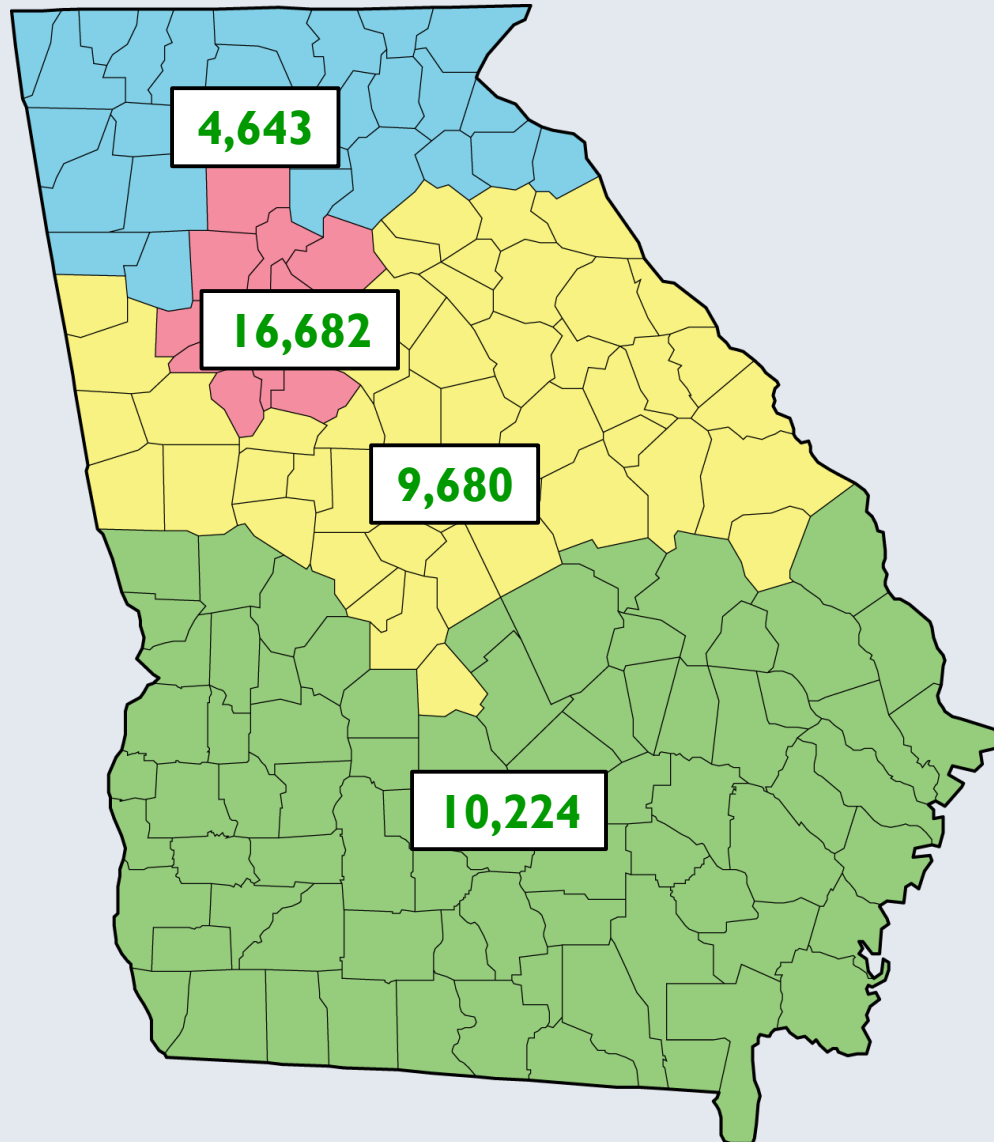
GOAL Scholarship Award Results Since Inception – by Race / Ethnicity



Race/Ethnicity	% GOAL Awards	% GA Population
Asian	2.1%	3.0%
Black/African American	30.3%	28.6%
Caucasian	54.2%	56.0%
Hispanic/Latino	7.9%	8.3%
Other	5.5%	4.1%
Total	100.0%	100.0%

45.74% of GOAL scholarships have been awarded to minority students

GOAL Scholarships Awarded by Region:
Inception through 5/31/20





GEORGIA **GOAL**

SCHOLARSHIP PROGRAM, INC.