



# **Georgia GOAL Scholarship Program, Inc.**

**Program Results as of December 31, 2020**

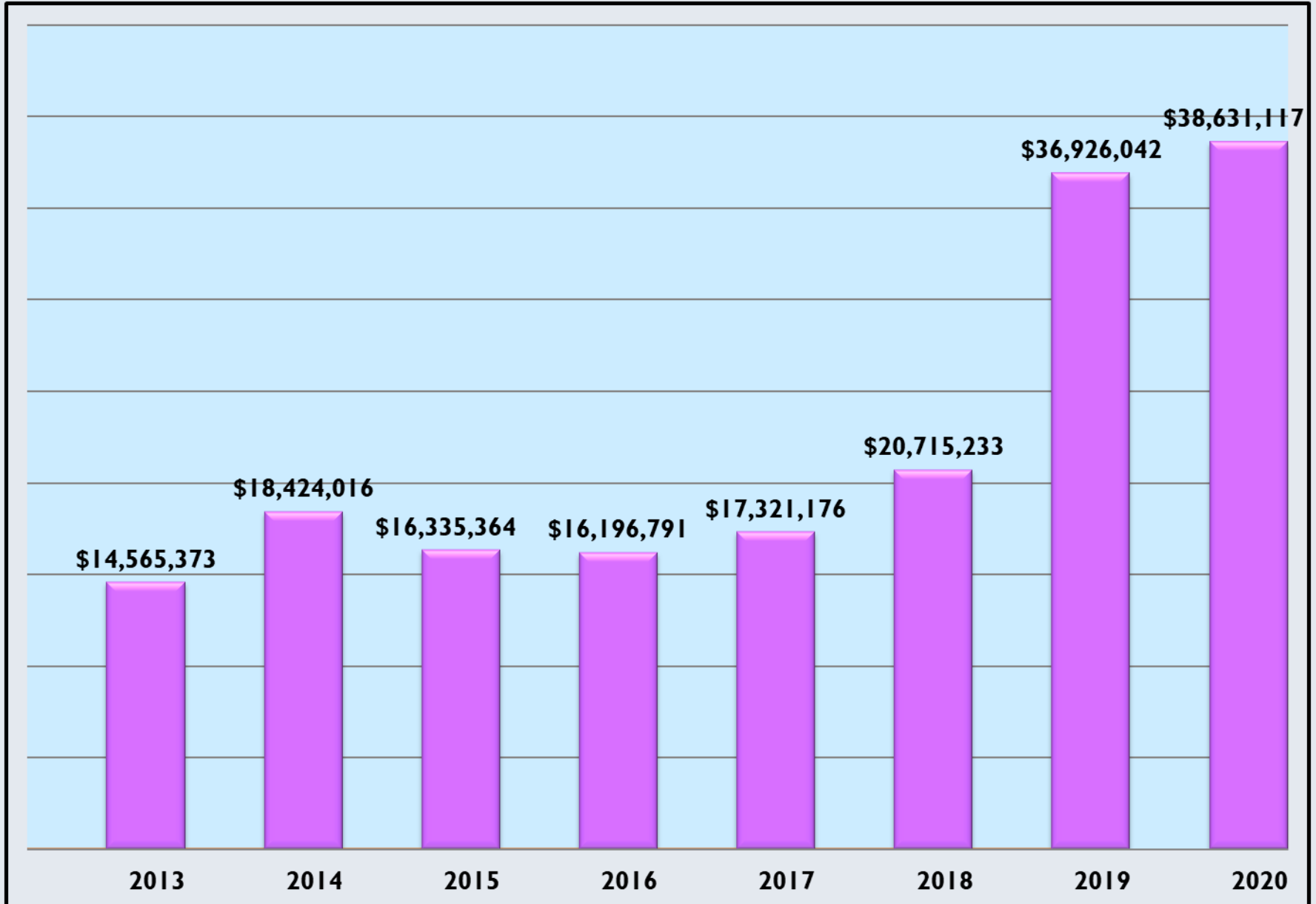
## **GOAL Tax Credit Contributions By Year Since Inception**

<b><i>Year</i></b>	<b><i># of Donors</i></b>	<b><i>Amount</i></b>	<b><i>% of Cap</i></b>
<b>2008</b>	<b>1,194</b>	<b>\$3,539,984</b>	<b>58%</b>
<b>2009</b>	<b>3,800</b>	<b>\$10,609,573</b>	<b>42%</b>
<b>2010</b>	<b>6,222</b>	<b>\$13,496,498</b>	<b>34%</b>
<b>2011</b>	<b>5,666</b>	<b>\$12,349,667</b>	<b>27%</b>
<b>2012</b>	<b>6,124</b>	<b>\$13,181,129</b>	<b>28%</b>
<b>2013</b>	<b>6,853</b>	<b>\$14,565,373</b>	<b>28%</b>
<b>2014</b>	<b>6,959</b>	<b>\$18,424,016</b>	<b>34%</b>
<b>2015</b>	<b>9,170</b>	<b>\$16,335,364</b>	<b>31%</b>
<b>2016</b>	<b>9,953</b>	<b>\$16,196,791</b>	<b>31%</b>
<b>2017</b>	<b>10,820</b>	<b>\$17,321,176</b>	<b>32%</b>
<b>2018</b>	<b>11,092</b>	<b>\$20,715,233</b>	<b>39%</b>
<b>2019</b>	<b>12,262</b>	<b>\$36,926,042</b>	<b>45%</b>
<b>2020</b>	<b>12,559</b>	<b>\$38,631,117</b>	<b>est. 49%</b>
<b>Totals – All Years</b>	<b>102,674</b>	<b>\$232,291,963</b>	<b>est. 40%</b>

## **GOAL Total Contributions**

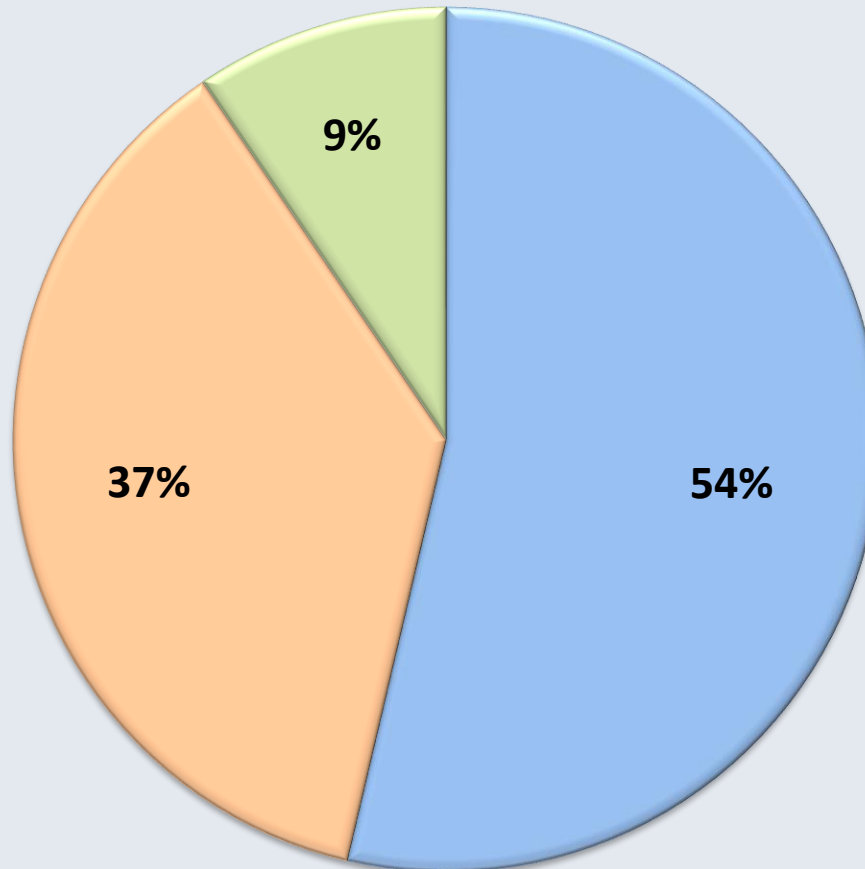
	<b>2019</b>	<b>2020</b>	<b>Totals All Years</b>
Tax Credit Contributions	\$36,926,042	\$38,631,117	232,291,963
Charitable & matching gifts	\$141,047	\$154,075	\$981,022
Transfers from other SSOs	\$762,615	\$22,616	\$4,670,138
Transfers to other SSOs	\$414,038	\$553,940	\$2,617,932
Total GOAL Revenue	\$38,243,742	\$39,361,748	\$240,561,055

# GOAL Tax Credit Contributions by Year Since Inception



## 2020 GOAL Contribution Results by Taxpayer Status

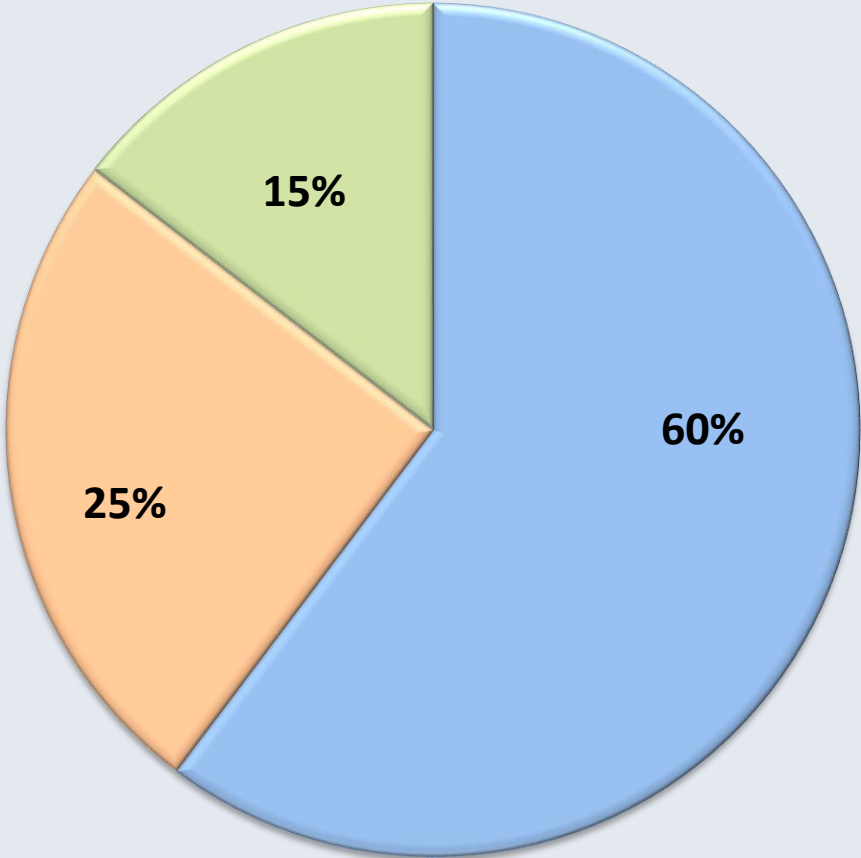
% of CONTRIBUTIONS by Taxpayer Status



■ - Individuals ■ - Pass-Through owners ■ - Corporations

# GOAL Contribution Results by Taxpayer Status since Inception

% of CONTRIBUTIONS by Taxpayer Status



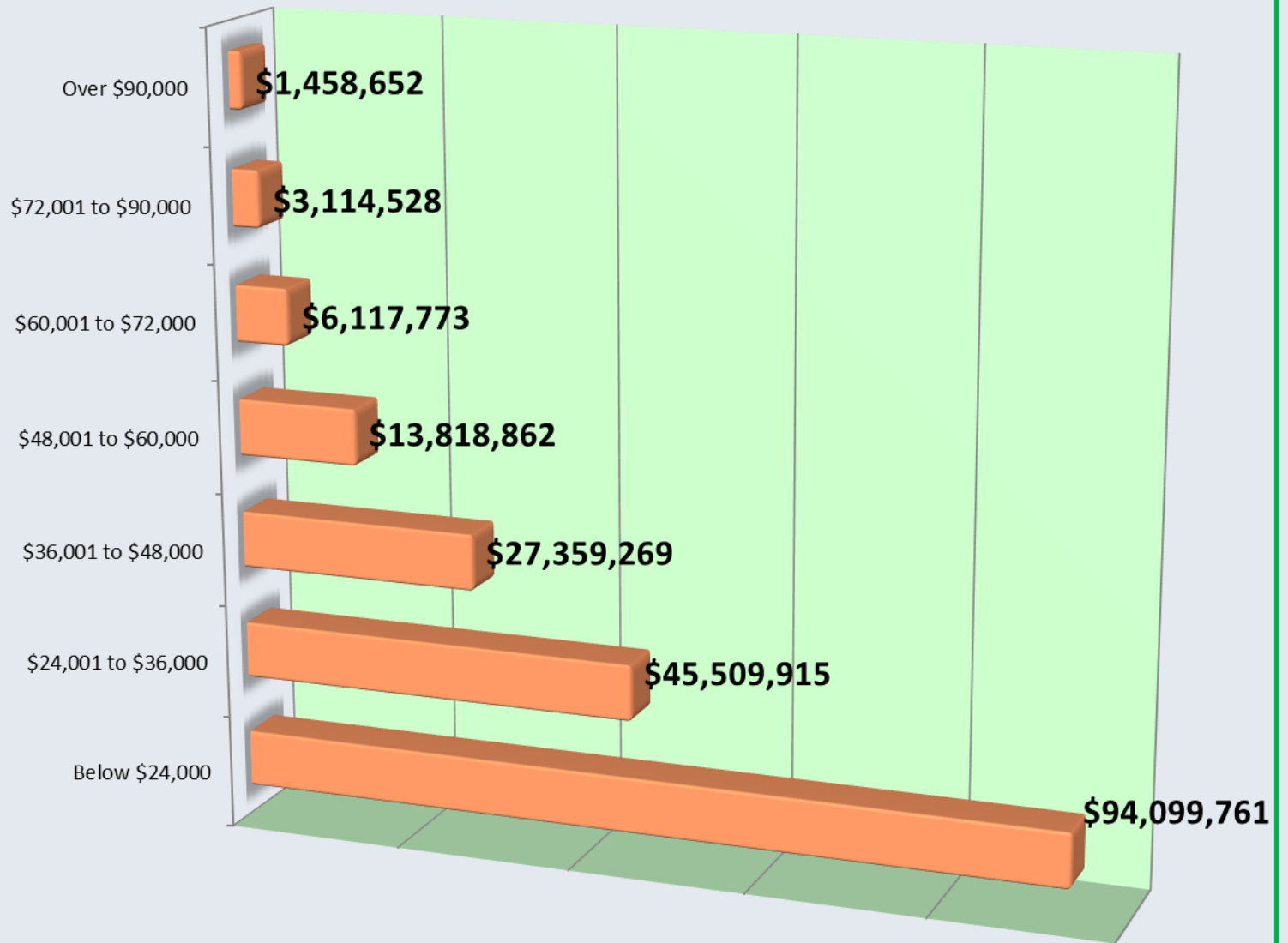
■ - Individuals    ■ - Pass-Through owners    ■ - Corporations

**GOAL Scholarship Award Results:**  
**Inception through 12/31/2020**

<b>Totals Since Program Inception</b>	<b>All Years</b>
<b># of Scholarships</b>	<b>47,547</b>
<b># of Students</b>	<b>19,232</b>
<b>\$ Amount of Awards</b>	<b>\$191.5 million</b>
<b>Average Award</b>	<b>\$4,027</b>
<b>Average AGI adjusted for family size</b>	<b>\$28,056*</b>
<b>% of Awards to Minority Recipients</b>	<b>46.02%</b>

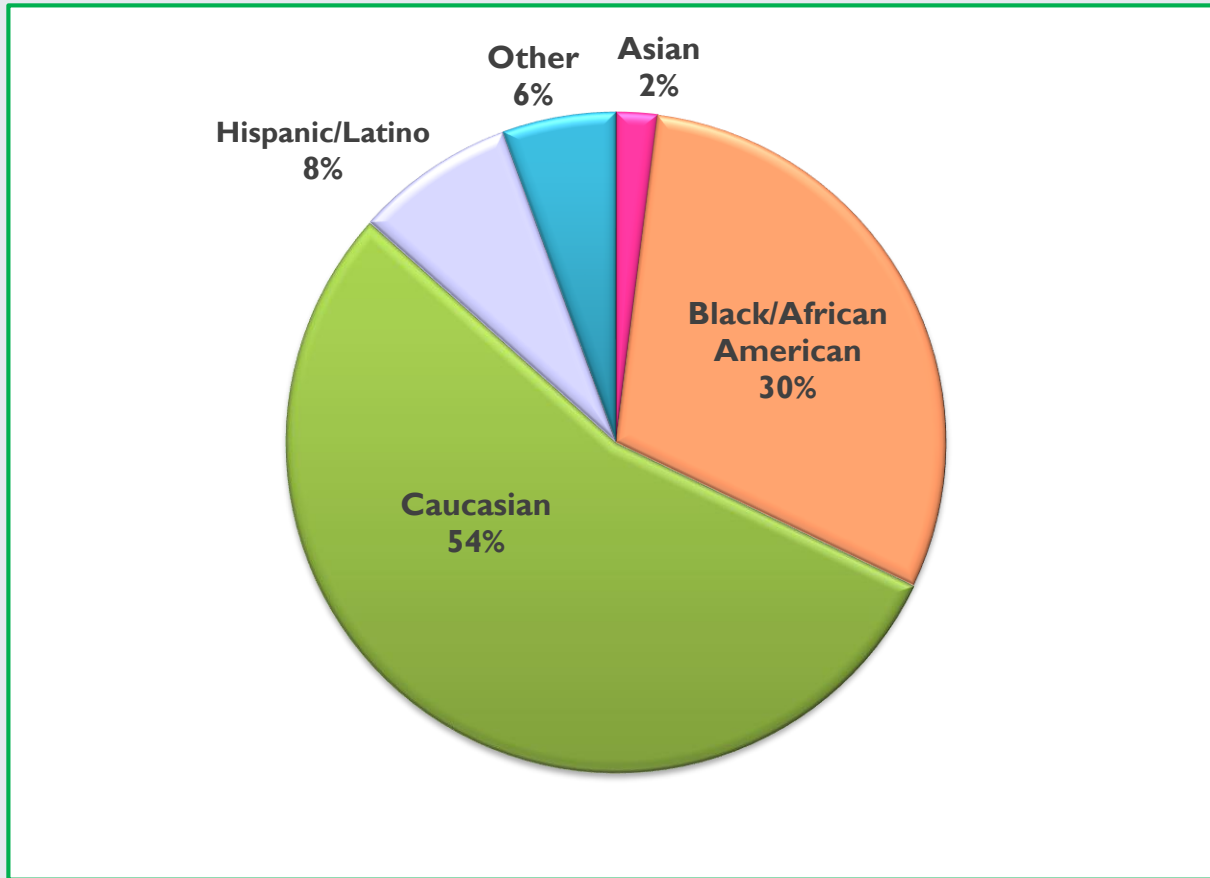
\* AGI adjusted for family size using the OECD-modified scale. This scale assigns a value of 1 to the household head, of 0.5 to each additional adult member and of 0.3 to each child.

# Total Dollars Awarded by Income Level - Inception through 12/31/2020





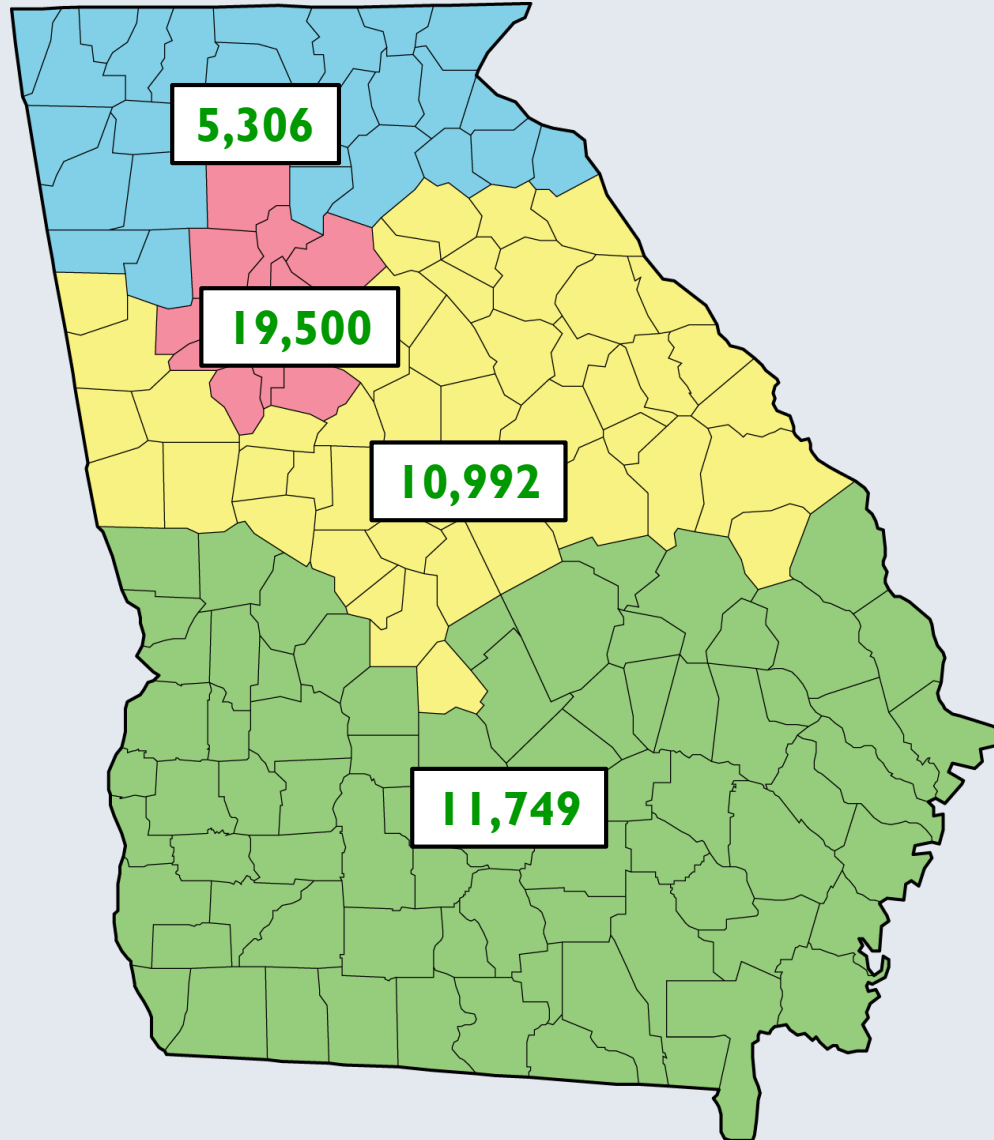
# GOAL Scholarship Award Results Since Inception – by Race / Ethnicity



Race/Ethnicity	% GOAL Awards	% GA Population
Asian	2.1%	3.0%
Black/African American	30.4%	28.6%
Caucasian	54.0%	56.0%
Hispanic/Latino	7.9%	8.3%
Other	5.6%	4.1%
Total	100.0%	100.0%

**46% of GOAL scholarships have been awarded to minority students**

**GOAL Scholarships Awarded by Region:**  
**Inception through 12/31/20**



GEORGIA  **AL**  

---

SCHOLARSHIP PROGRAM, INC.