



Georgia GOAL Scholarship Program, Inc.

Program Results as of April 15, 2025

GOAL Tax Credit Contributions By Year Since Inception

<i>Year</i>	<i># of Donors</i>	<i>Amount</i>	<i>% of Cap</i>
2008 - 2014	36,818	\$86,166,240	31%
2015	9,170	\$16,335,364	31%
2016	9,953	\$16,196,791	31%
2017	10,820	\$17,321,176	32%
2018	11,092	\$20,715,233	39%
2019	12,262	\$36,926,042	45%
2020	12,559	\$38,631,117	48%
2021	12,540	\$42,338,254	47%
2022	10,918	\$46,372,687	53%
2023	11,462	\$52,139,783	51%
2024	13,797	\$56,642,096	Est. 56%
2025	14,717	\$62,100,646	Est. 60%
Totals – All Years	166,108	\$491,885,428	Est. 44%

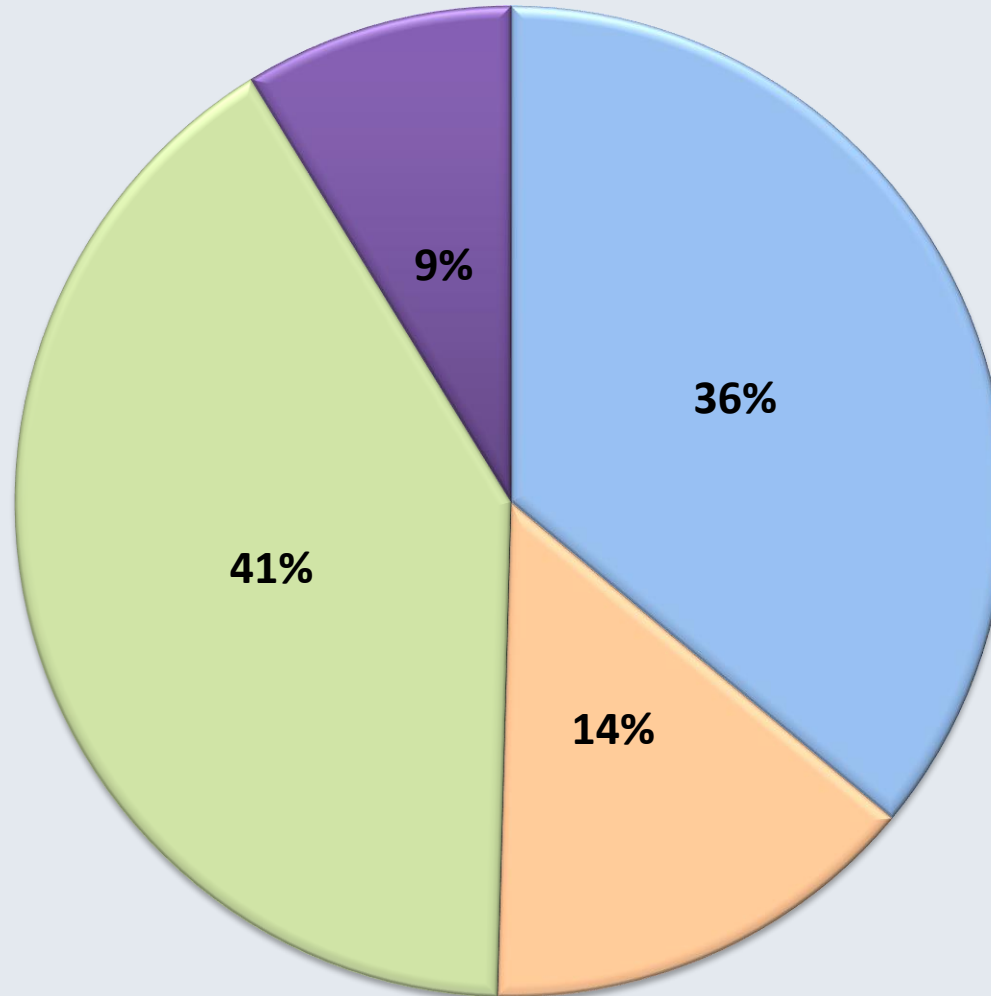
GOAL Total Contributions

	2024	2025	Totals All Years
Tax Credit Contributions	\$56,642,096	\$62,100,646	\$491,885,428
Charitable & matching gifts	\$121,076	\$75,340	\$1,764,702
Transfers from other SSOs	\$29,095	\$11,268,720	\$30,040,418
Transfers to other SSOs	\$2,066,542	\$1,568,933	\$9,809,203
Total GOAL Revenue	\$58,858,809	\$75,013,640	\$533,499,751

GOAL Tax Credit Contributions by Year – Past Five Years



2025 GOAL Contribution Results by Taxpayer Status



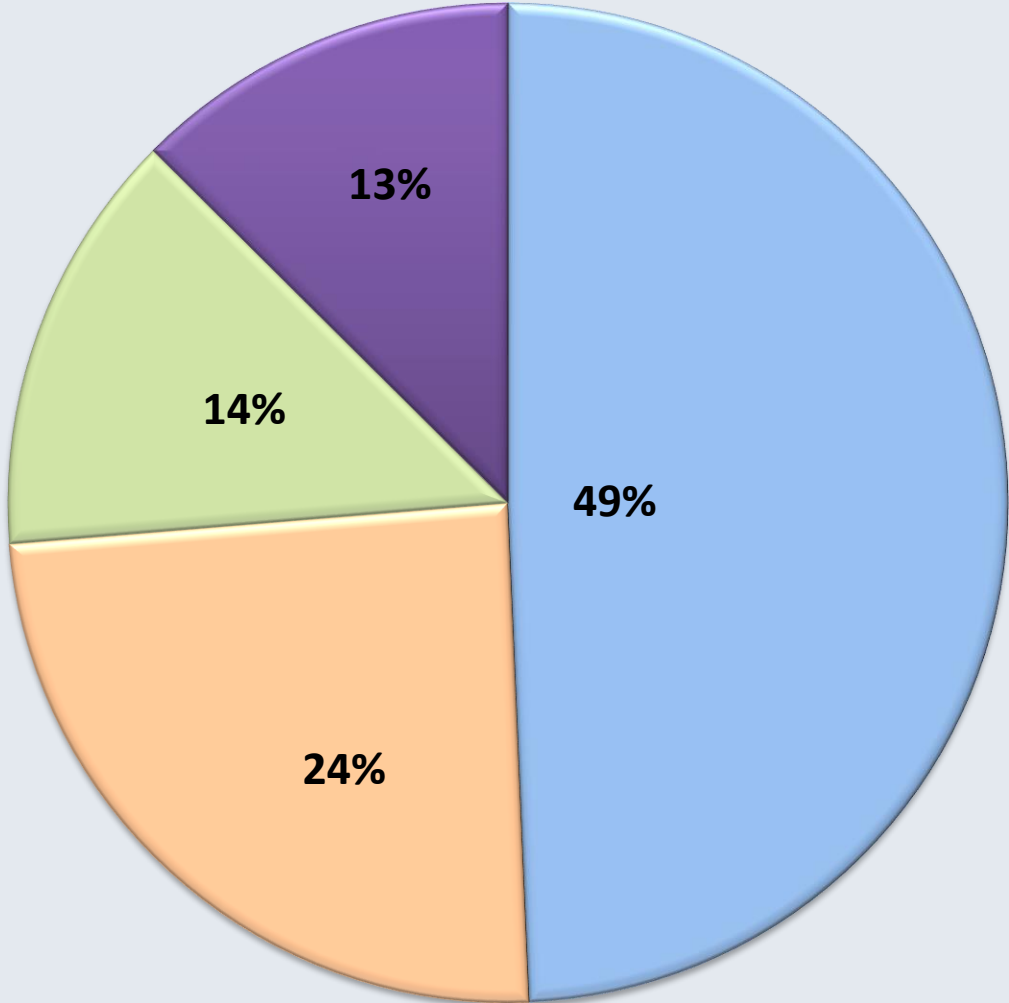
■ - Individuals

■ - Pass-Through owners

■ - Pass-throughs electing HB 149

■ - Corporations & Trusts

GOAL Contribution Results by Taxpayer Status since Inception



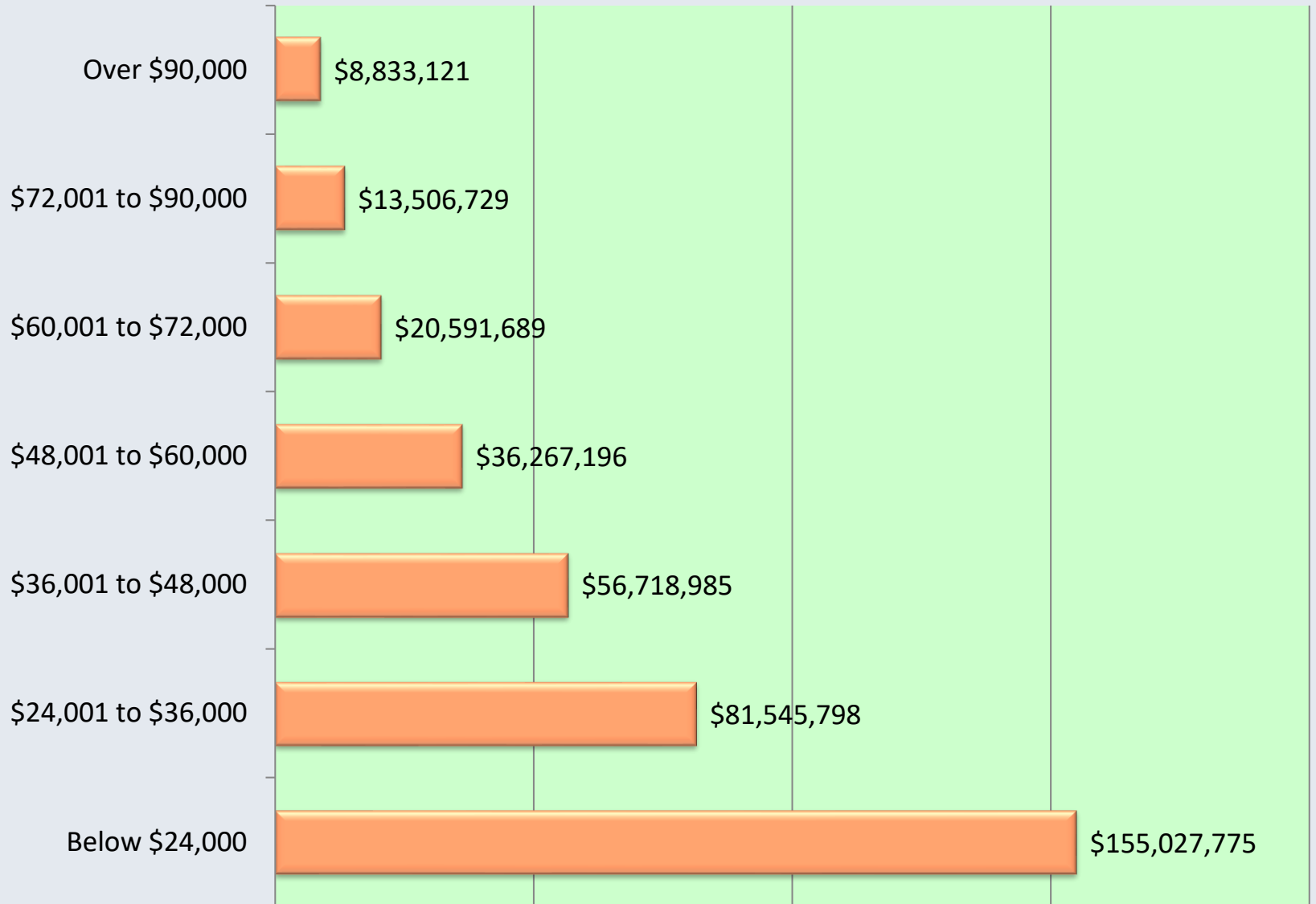
- - Individuals
- - Pass-Through owners
- - Pass-throughs electing HB 149
- - Corporations & Trusts

GOAL Scholarship Award Results:
Inception through 3/31/2025

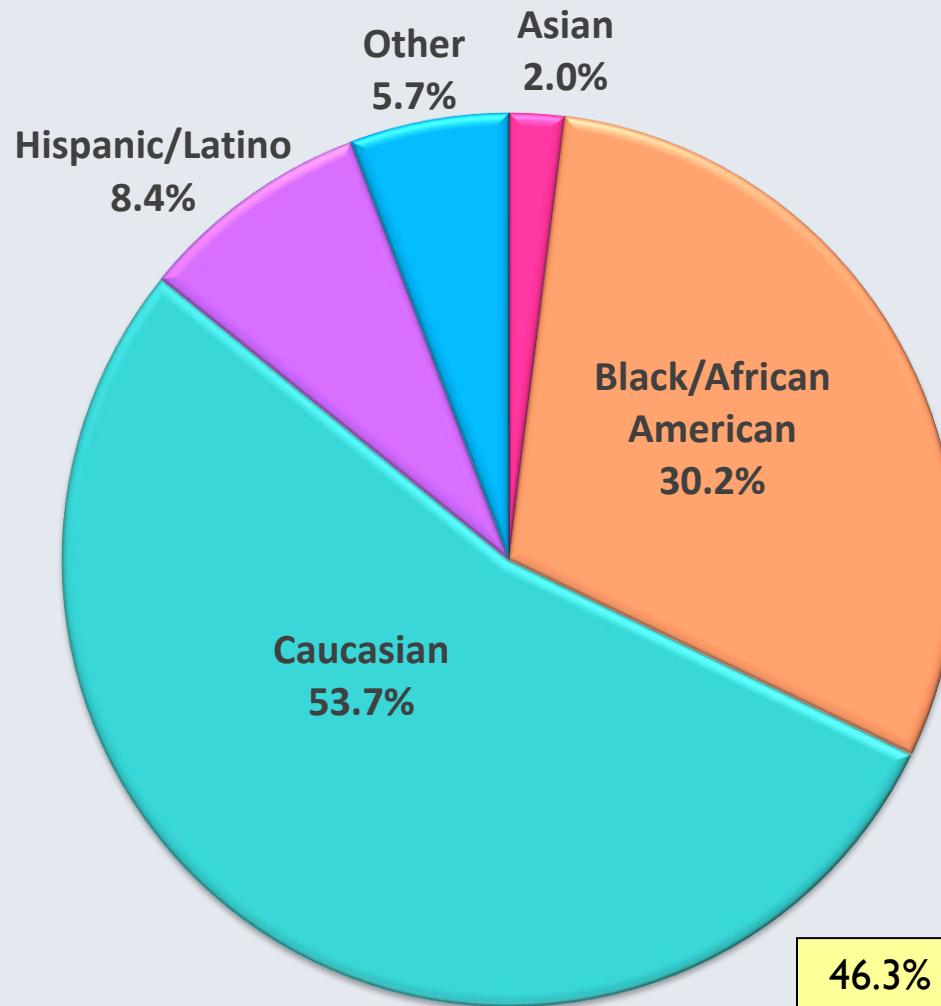
Totals Since Program Inception	All Years
# of Scholarships	82,631
# of Students	31,488
\$ Amount of Awards	\$372.5 million
Average Award	\$4,508
Average AGI adjusted for family size	\$32,481*
% of Awards to Students of Color	46.3%

* AGI adjusted for family size using the OECD-modified scale. This scale assigns a value of 1 to the household head, of 0.5 to each additional adult member and of 0.3 to each child.

Total Dollars Awarded by Income Level - Inception through 3/31/2025

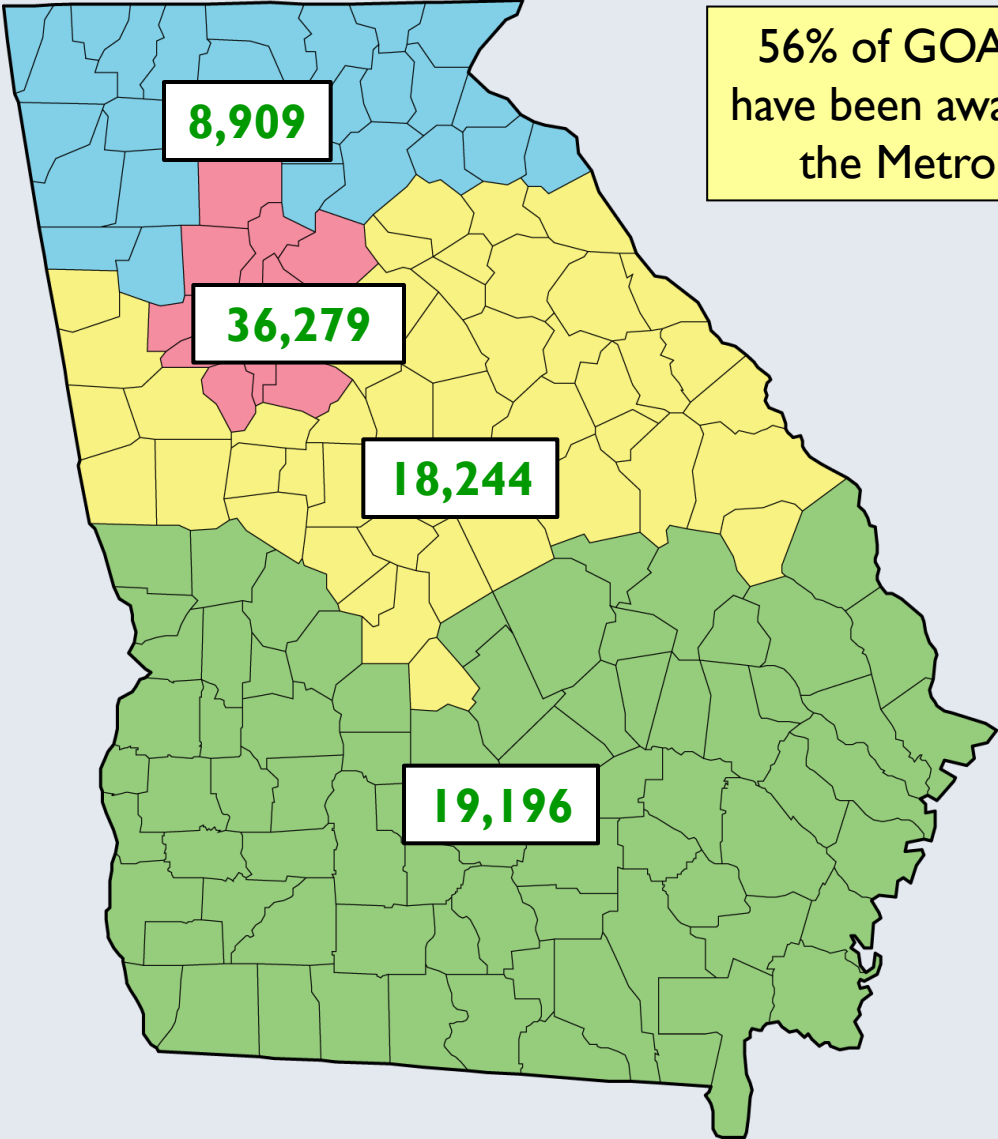


GOAL Scholarship Award Results Since Inception – by Race / Ethnicity



46.3% of GOAL scholarships have been awarded to students of color

GOAL Scholarships Awarded by Region as of 5/31/24



56% of GOAL scholarships have been awarded outside of the Metro Atlanta area

GEORGIA  **AL**

SCHOLARSHIP PROGRAM, INC.