

**GEORGIA GOAL**

---

SCHOLARSHIP PROGRAM, INC.

---

**Program Results as of April 15, 2026**

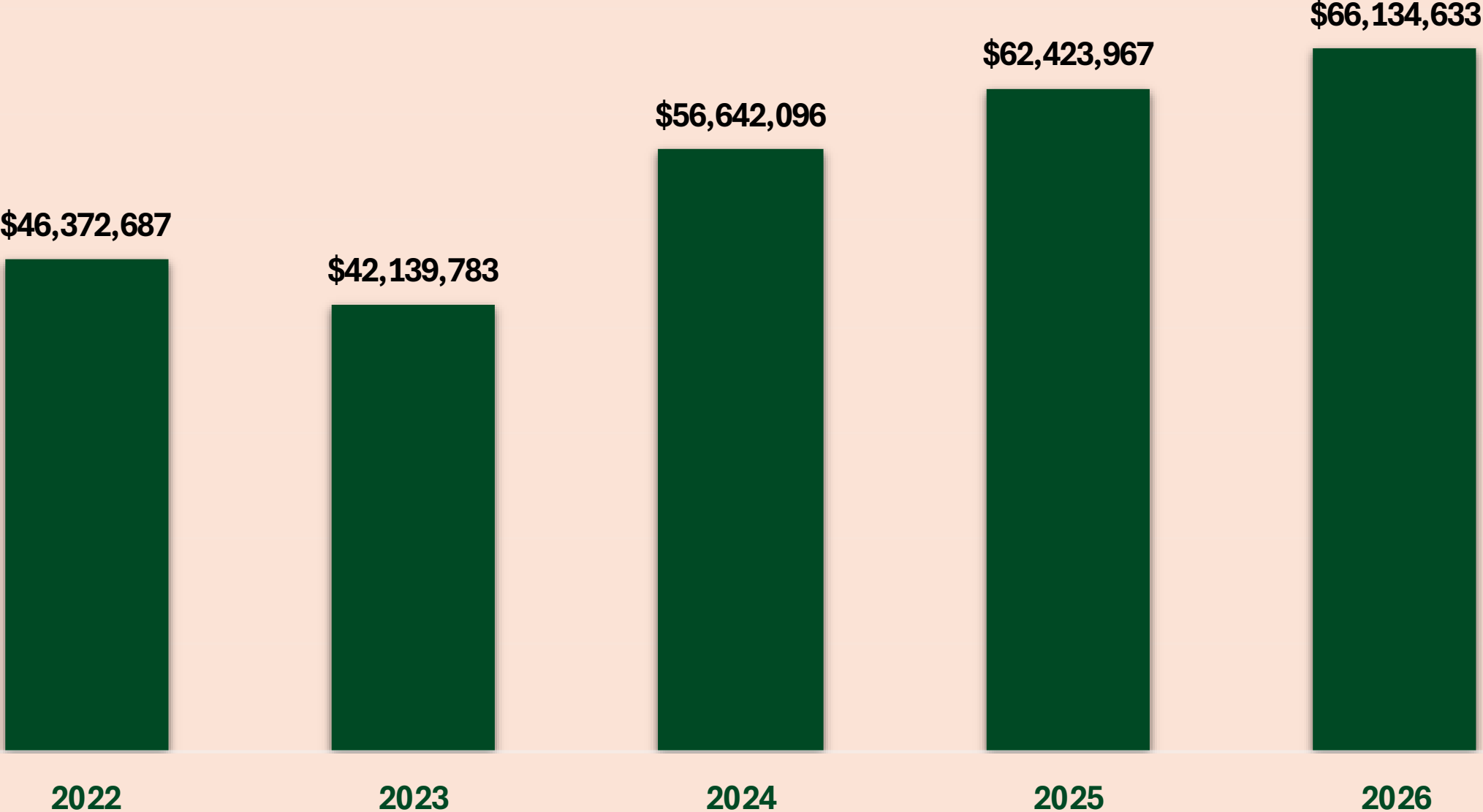
## GOAL Tax Credit Contributions By Year Since Inception

Year	# of Donors	Amount	% of Cap
2008-2015	45,988	\$102,501,604	31%
2016	9,953	\$16,196,791	31%
2017	10,820	\$17,321,176	32%
2018	11,092	\$20,715,233	39%
2019	12,262	\$36,926,042	45%
2020	12,559	\$38,631,117	48%
2021	12,540	\$42,338,254	47%
2022	10,918	\$46,372,687	53%
2023	11,462	\$52,139,783	51%
2024	13,797	\$56,837,393	53%
2025	14,717	\$62,423,967	Est. 60%
2026	14,466	\$66,134,633	Est. 60%
<b>Total - All Years</b>	<b>180,574</b>	<b>\$558,538,680</b>	<b>45%</b>

# GOAL Total Contributions

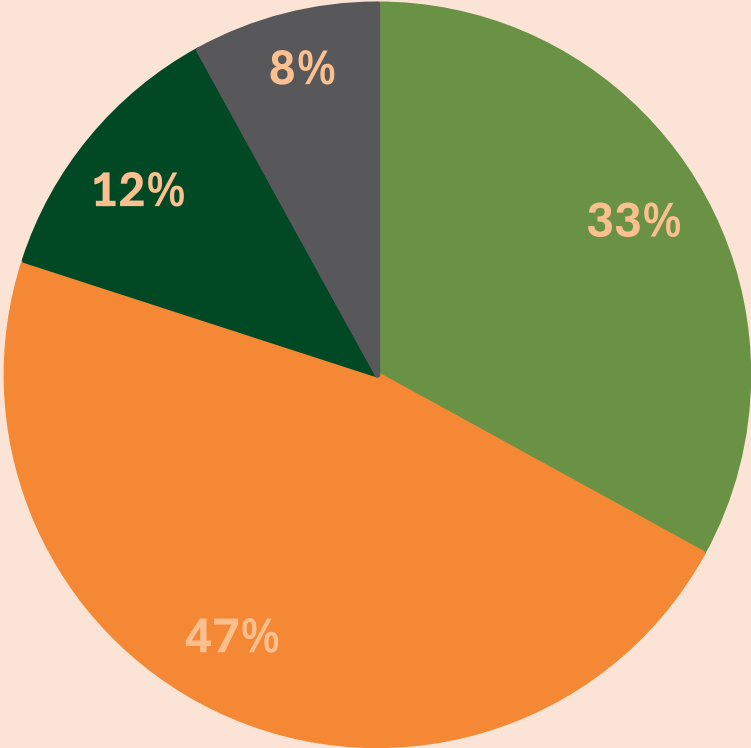
	2025	2026	Total All Years
<b>Tax Credit Contributions</b>	<b>\$62,423,967</b>	<b>\$66,134,633</b>	<b>\$558,538,679</b>
<b>Charitable &amp; Matching Gifts</b>	<b>\$155,581</b>	<b>\$55,867</b>	<b>\$1,935,285</b>
<b>Transfers from other SSOs</b>	<b>\$12,755,291</b>	<b>\$0</b>	<b>\$33,623,466</b>
<b>Transfers to other SSOs</b>	<b>\$1,569,011</b>	<b>\$1,511,533</b>	<b>\$11,320,814</b>
<b>Total GOAL Revenue</b>	<b>\$76,903,850</b>	<b>\$67,702,032</b>	<b>\$605,418,244</b>

# GOAL Tax Credit Contributions by Year - Past Five Years

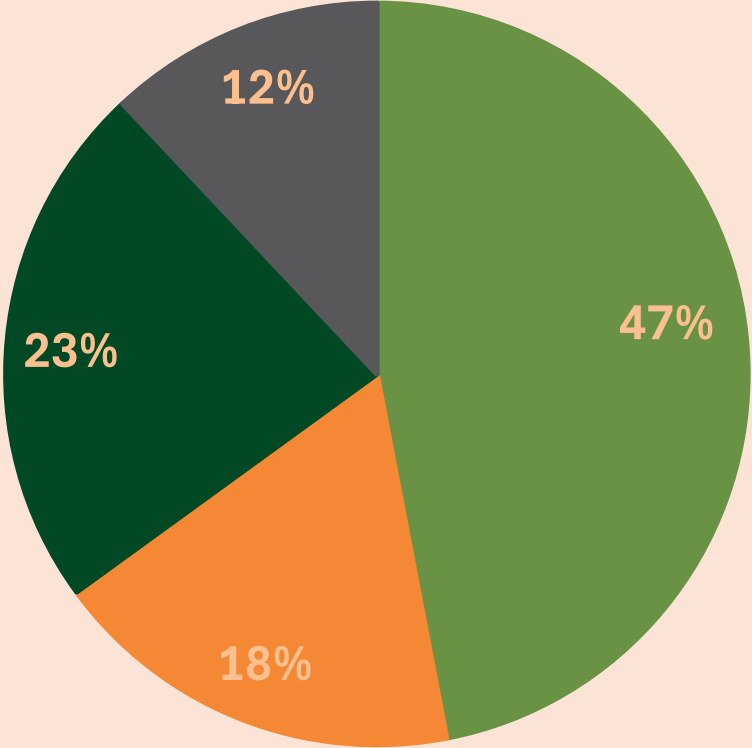


# GOAL Contribution Results by Taxpayer Status

2026



Since Inception



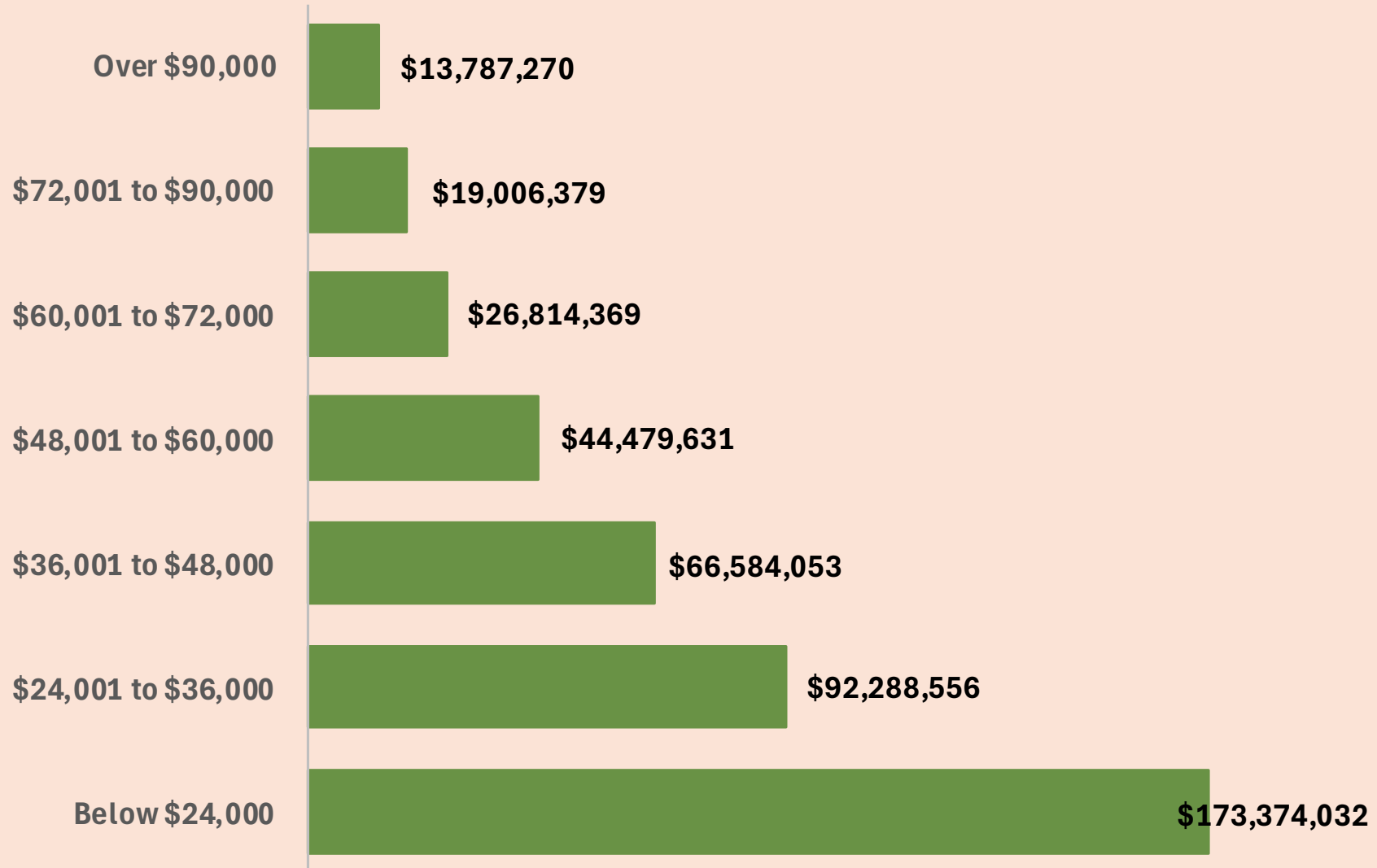
- Individuals
- Pass-throughs electing HB 149
- Pass-through owners
- Corporations & Trusts

## GOAL Scholarship Award Results: Inception through 3/31/2026

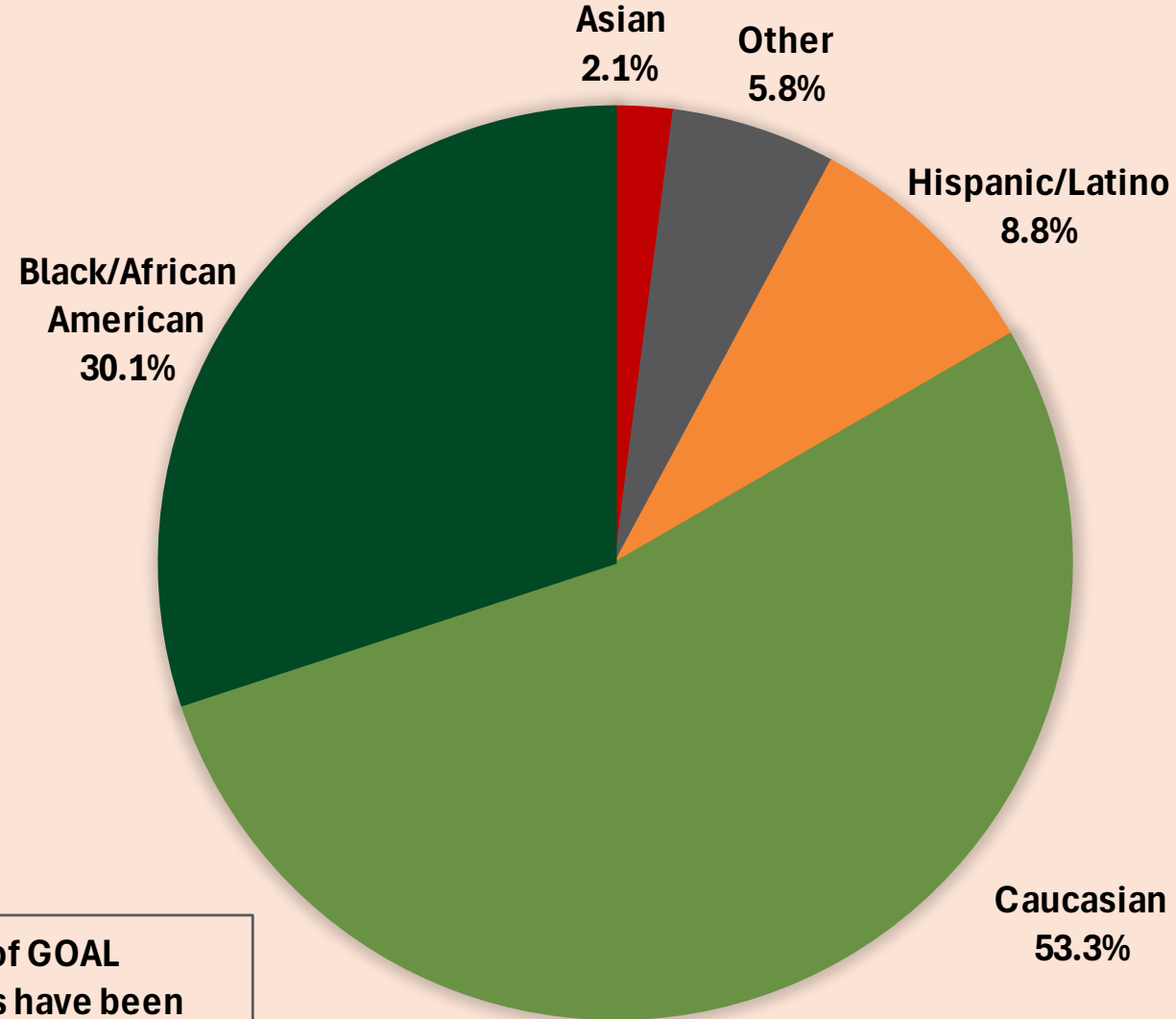
Total Since Program Inception	All Years
# of Scholarships	94,157
# of Students	35,694
\$ Amount of Awards	\$436.3 million
Average Award	\$4,634
Average AGI adjusted for family size	\$34,057
% of Awards to Students of Color	46.7%

\*AGI adjusted for family size using the OECD-modified scale. This scale assigns a value of 1 to the household head, of 0.5 to each additional adult member and of 0.3 to each child.

## Total Dollars Awarded by Income Level - Inception through 3/31/2025

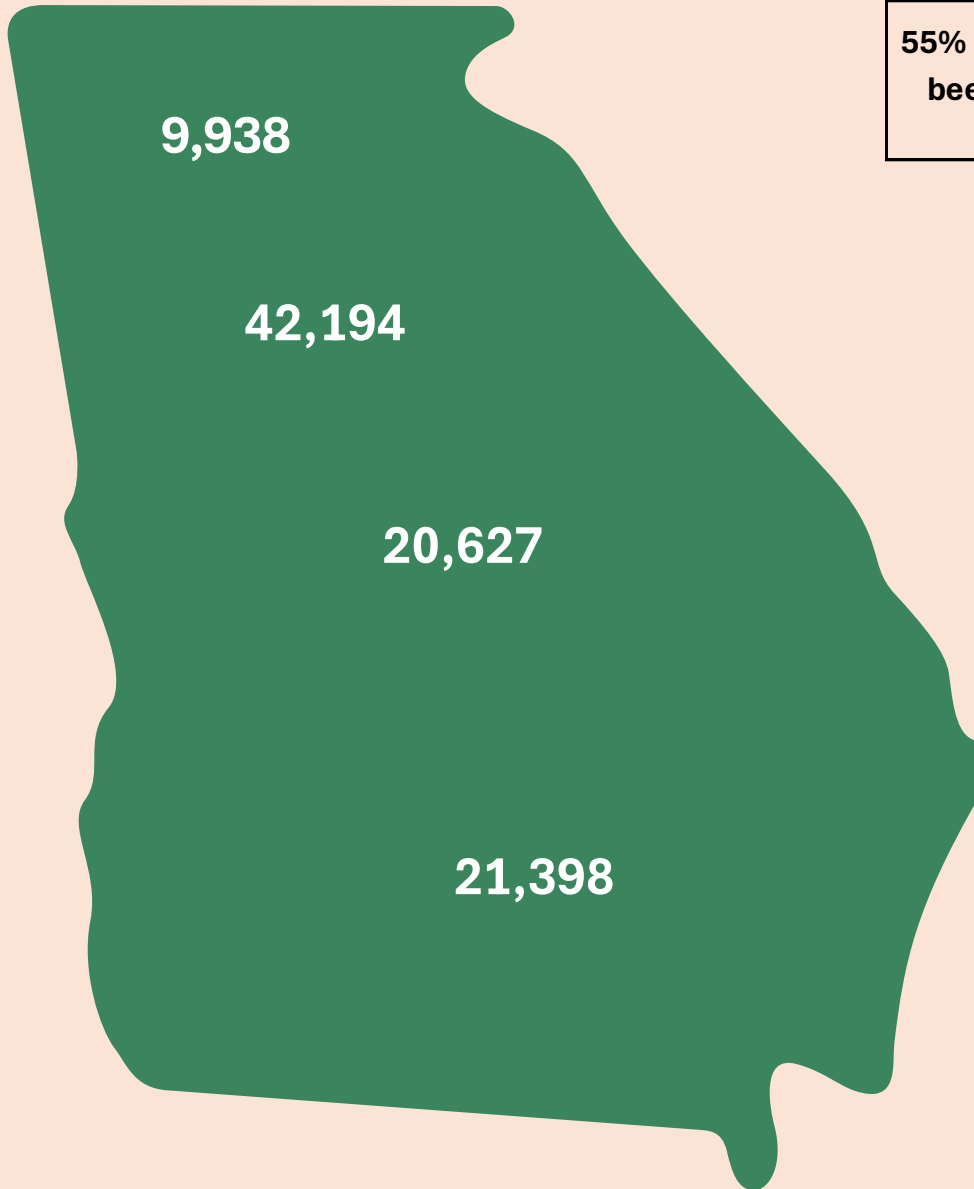


# GOAL Scholarship Award Results Since Inception - by Race / Ethnicity



**\* 46.7% of GOAL Scholarships have been awarded to students of color**

# GOAL Scholarships Awarded by Region as of 3/31/2026



55% of GOAL scholarships have been awarded outside of the Metro Atlanta area