



# **2010 Results**

## **Georgia GOAL Scholarship Program**





## ***GOAL Saves Money for Georgia***

## *Education Expense Credit Program saves money for Georgia*

- Georgia's nationally acclaimed Education Expense Credit law is saving the State of Georgia money
- Since the enactment of the law in 2008:
  - Approximately 5,000 children enrolled in k-12 public schools have had the opportunity to attend the accredited private schools of their parents' choice
  - Approximately 20,000 Georgia taxpayers have contributed to SSOs
  - The business community has started to recognize that parents desire a full range of choices in the education of their children: traditional public schools, public charter schools, and private independent and religious schools
  - The Georgia Independent School Association (GISA) and Black Alliance for Educational Options (BAEO) have endorsed and participated in GOAL
- The cost savings reflected on the following page are based on the most recent (FY 2008) data available on taxpayer revenues devoted to public education in Georgia and come from the National Center for Education Statistics (NCES) at the U.S. Department of Education. The NCES provides the most accurate and reliable data on taxpayer funding for public education that is comparable across states

## *GOAL impact on Georgia and public school budgets*

<u>Average Per Pupil Revenue</u>	<u>Local</u>	<u>State</u>	<u>Federal</u>	<u>Total</u>
<b>State of Georgia</b>	<b>\$5,274</b>	<b>\$5,139</b>	<b>\$907</b>	<b>\$11,319</b>

Source: Georgia 2007-08 Common Core of Data (CCD), Natl. Center for Education Statistics at the U.S. Dept. of Educ.

- When a child leaves a public school and moves to a private school on a GOAL Scholarship, the public school system:
  - Loses the \$5,139 state revenues one year later
  - Loses the \$907 federal revenues almost immediately
  - Does not lose the \$5,274 local property/school tax revenues
- The average per pupil expenditure by the state (\$5,139) is greater than the average GOAL scholarship award (\$4,100)
- Thus, the GOAL Scholarship Program is saving Georgia taxpayers money

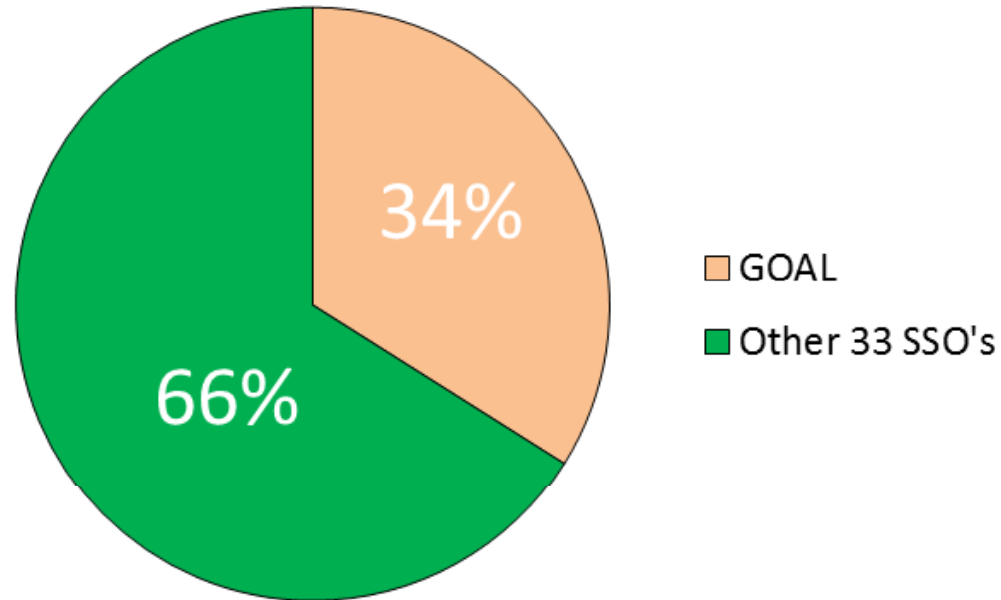


## ***GOAL Contributions***

## Contributions Results

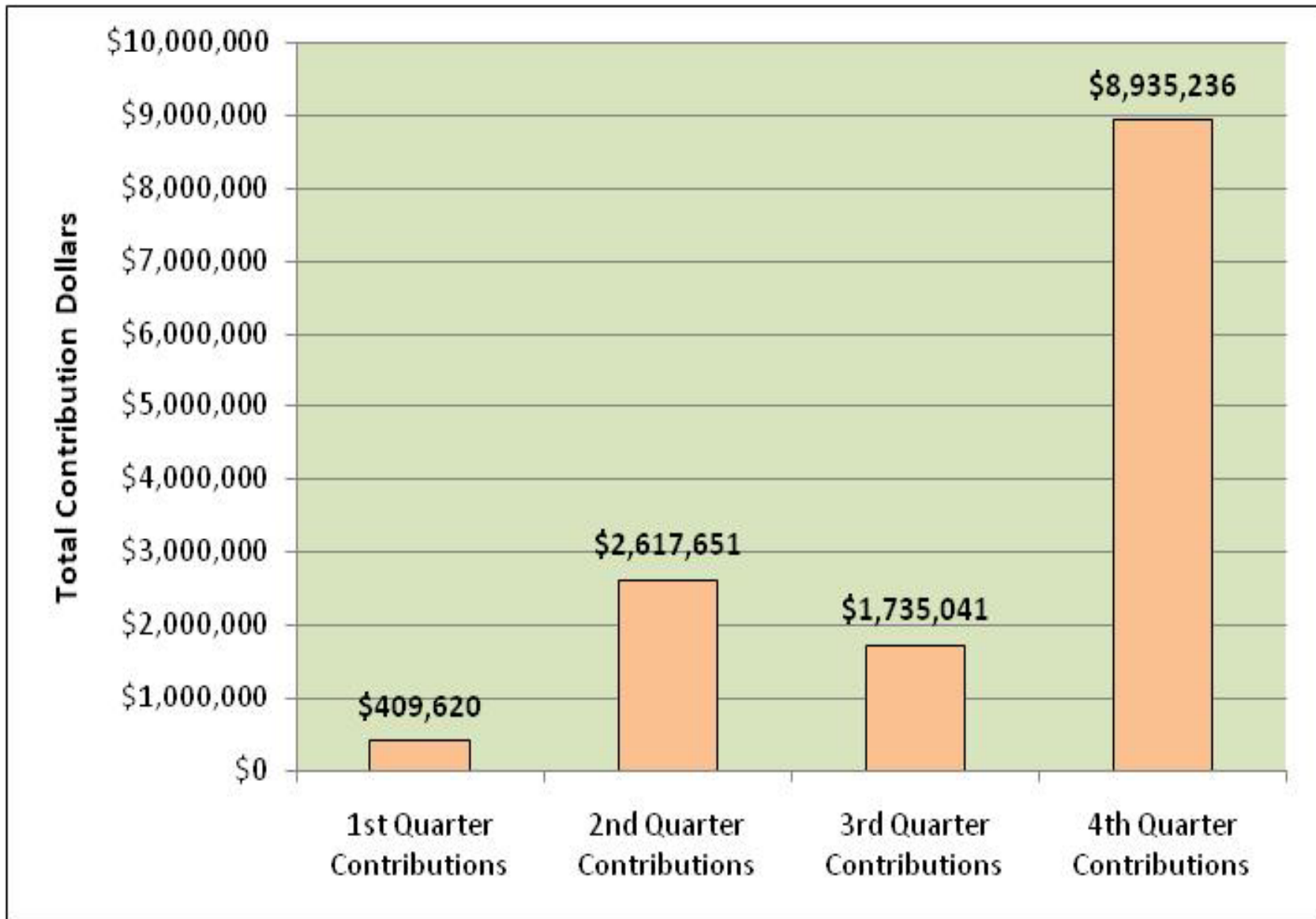
Results:	2008	2009	2010 YTD
<b>State-wide in Georgia</b>			
# of Contributors	3,700	11,000	≈17,000
Total Contributions	\$6.2 million	\$25.4 million	\$40.4 million
<b>Georgia GOAL Scholarship Program, Inc.</b>			
# of Contributors	<b>1,194</b>	<b>3,800</b>	<b>6,201</b>
- Individuals	1,181	3,755	6,141
- Corporations	13	45	60
Total Contributions	<b>\$3,547,409</b>	<b>\$10,609,300</b>	<b>\$13,697,548</b>
- Individuals	\$2,353,209	\$7,112,840	\$10,802,655
- Corporations	\$1,194,200	\$3,496,460	\$2,894,893
% of state-wide total	57%	42%	34%
Total # of SSOs	12	26	34

## ***GOAL Scholarship Program 2010 Contribution Results***

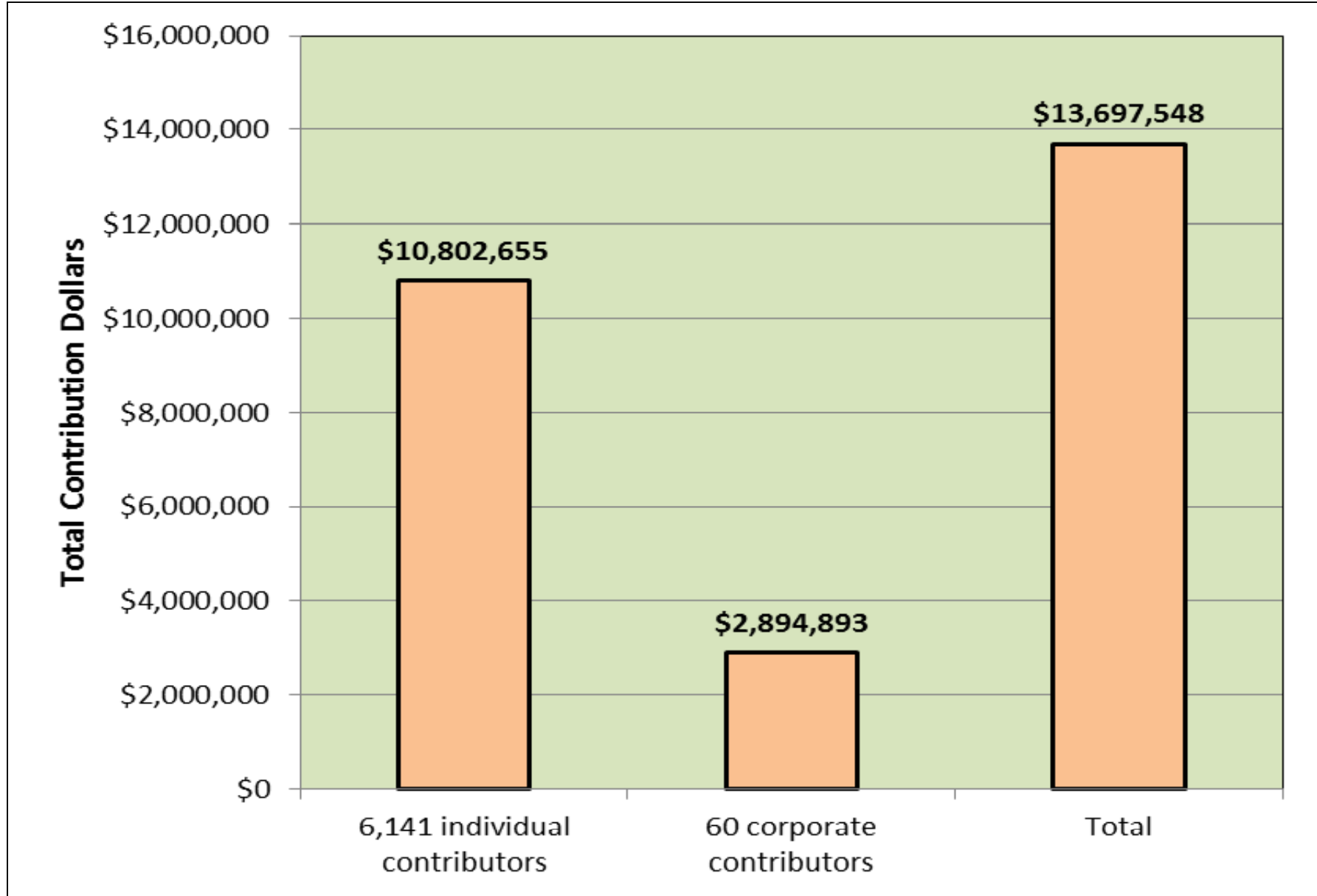


Statewide Contribution (Estimated): **\$40,400,000**  
GOAL Scholarship Program: **\$13,697,548**

## GOAL 2010 Contributions by Quarter



## Source of 2010 GOAL Contributions





## ***GOAL Scholarships***

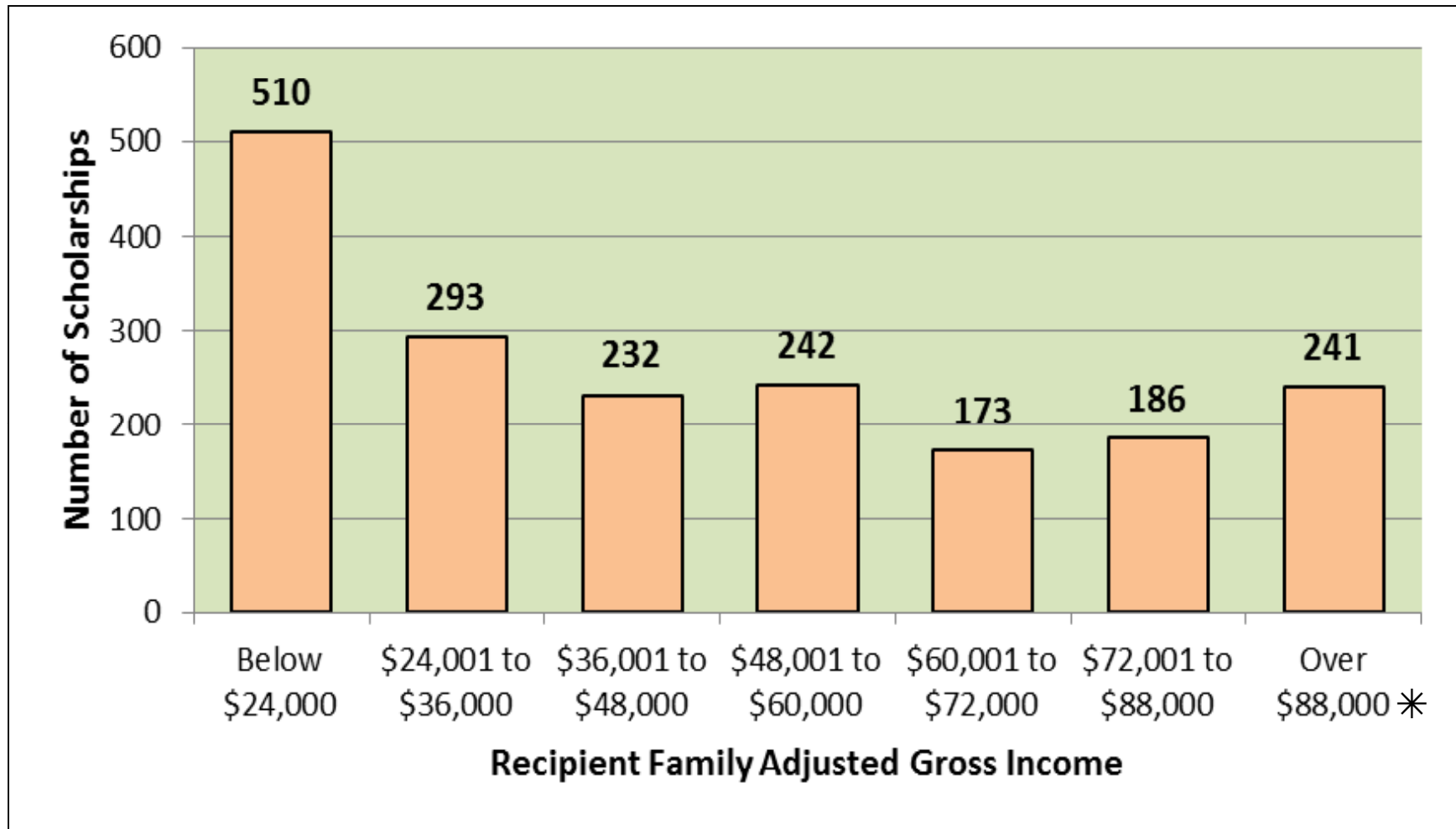
## **GOAL Scholarship Award Results**

<b>Results:</b>	<b>2008-2009</b>	<b>2009-2010</b>	<b>2010-2011</b>
# of Scholarships	<b>77</b>	<b>871</b>	<b>1,877</b>
\$ Amount of Awards	\$292,856	\$3.3 million	\$7.8 million
Average Award	\$3,803	\$3,810	\$4,168
Avg. AGI of recipient	\$48,605	\$44,606	\$47,797
% minority recipients	39%	37%	37%

<b>Totals Since Program Inception</b>	<b>All Years</b>
# of Scholarships	<b>2,825</b>
\$ Amount of Awards	\$11.4 million *
Average Award	\$4,048
Average AGI of recipient family	≈\$47,700
% minority recipients	≈37%

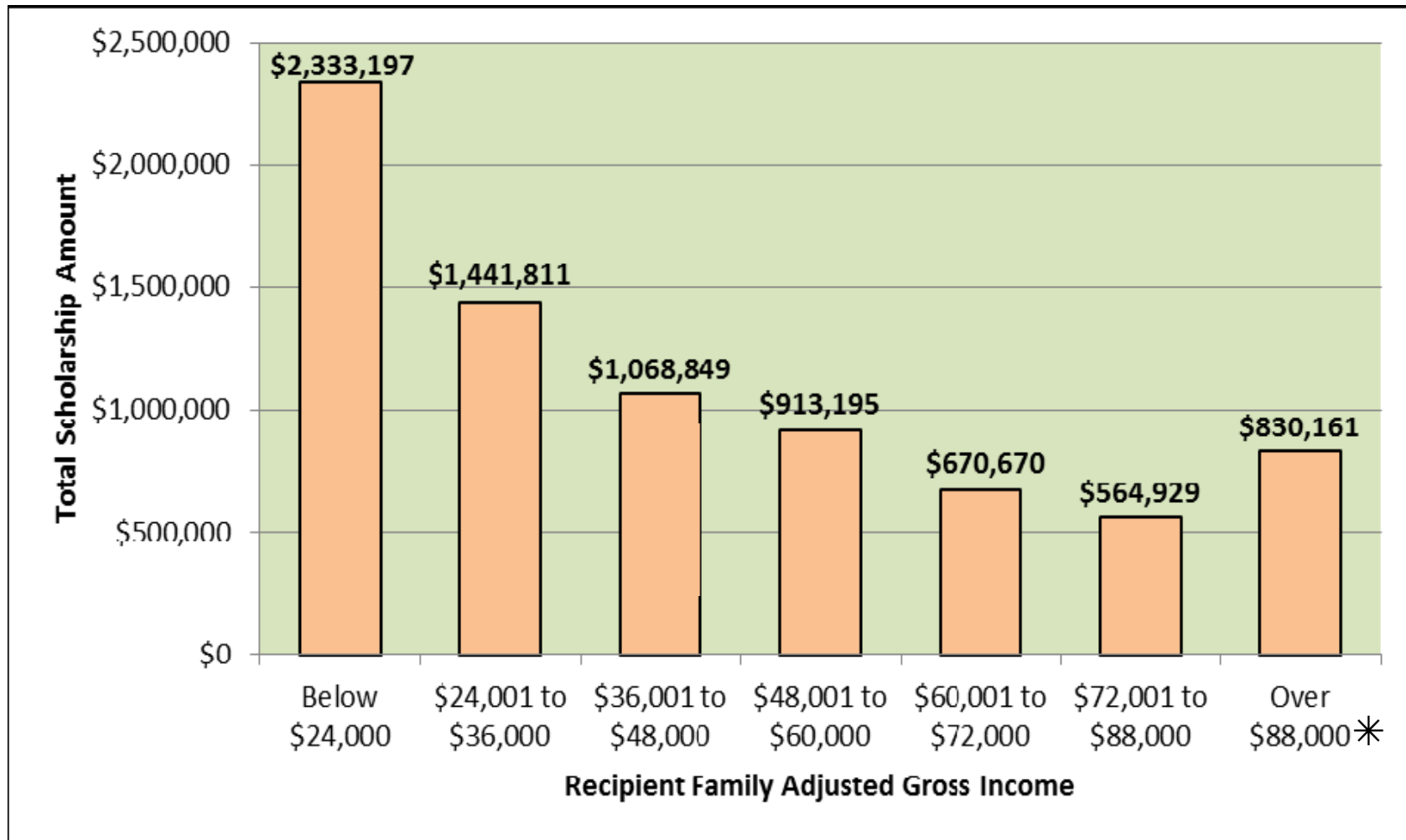
\* Does not include most of the contributions received in 2010, which will be awarded as 2011-12 scholarships

## GOAL 2010-11 Scholarships Awarded by Income Level



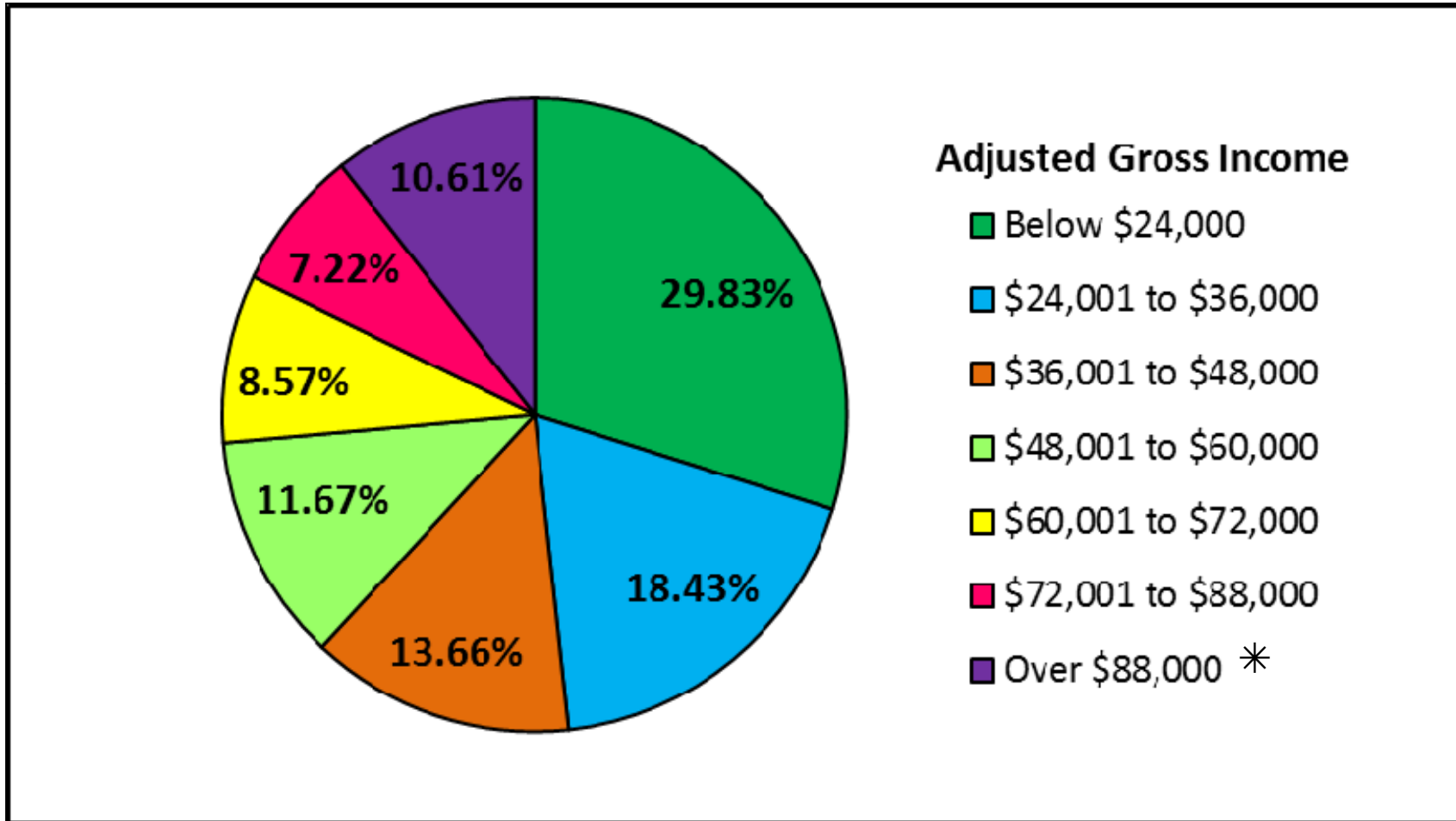
\* 54 of recipients in this category were from families with four or more children or with a special needs child; due to recent job losses or other reduced earnings, others in this category had less income than that reflected on the income tax returns used to calculate their scholarship awards

## **GOAL 2010-11 Scholarship Amounts by Income Level**



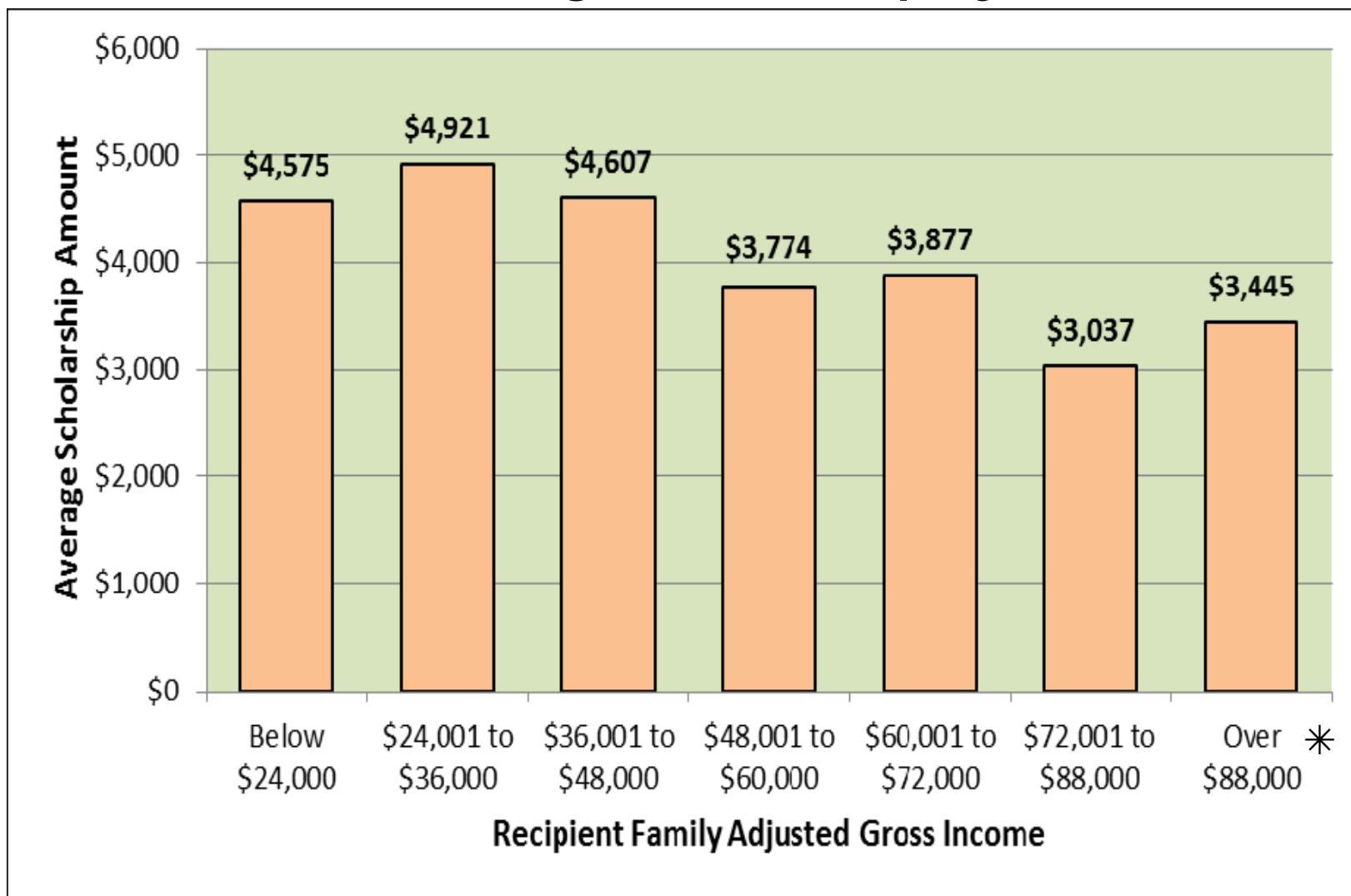
\* \$214,000 of these awards went to families with four or more children or with a special needs child; due to recent job losses or other reduced earnings, others in this category had less income than that reflected on the income tax returns used to calculate their scholarship awards

## GOAL 2010-11 % of Scholarships Awarded by Income Level



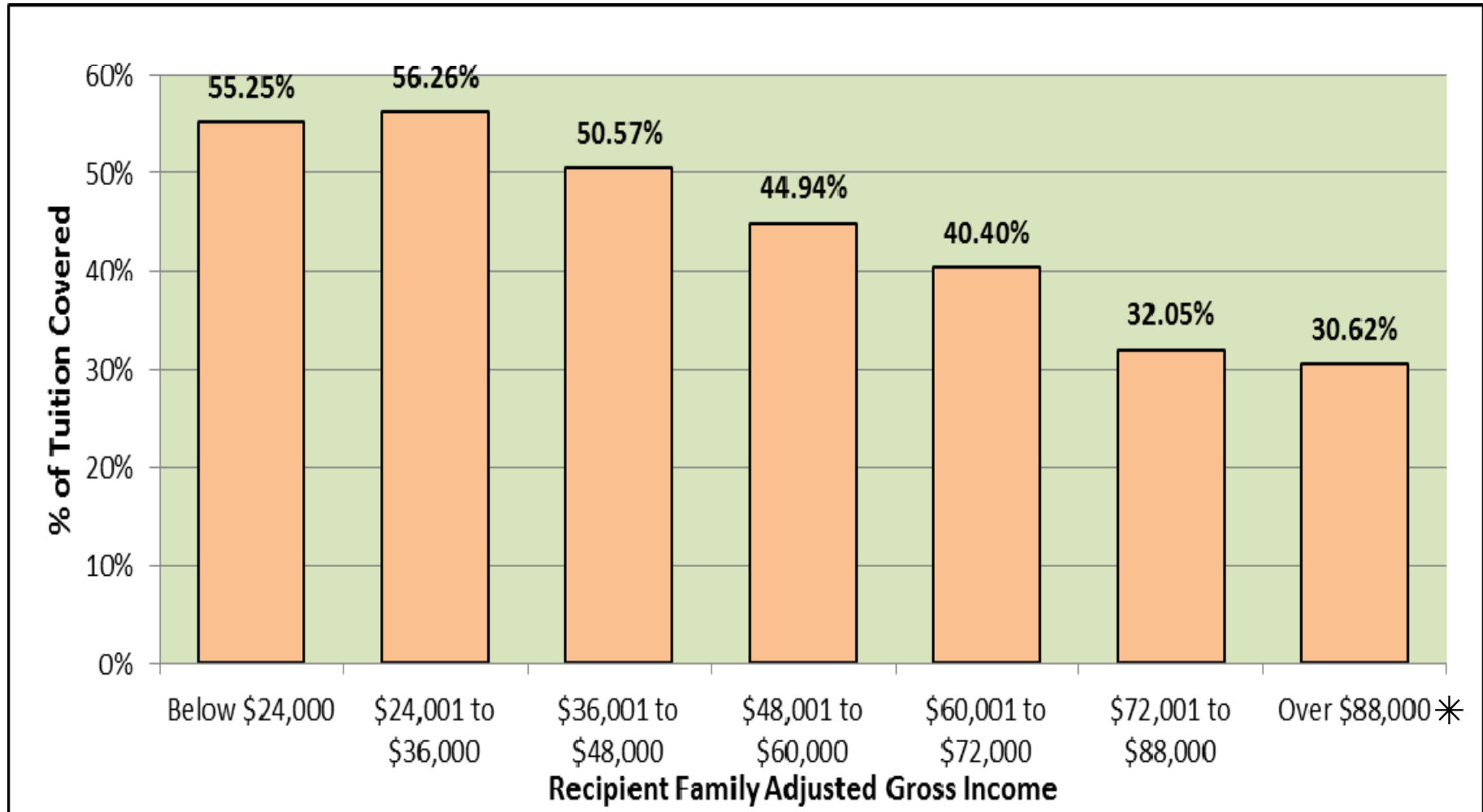
\* 26% of the awards in this category went to families with four or more children or with a special needs child; due to recent job losses or other reduced earnings, others in this category had less income than that reflected on the income tax returns used to calculate their scholarship awards

## ***GOAL 2010-11 Average Scholarship by Income Level***



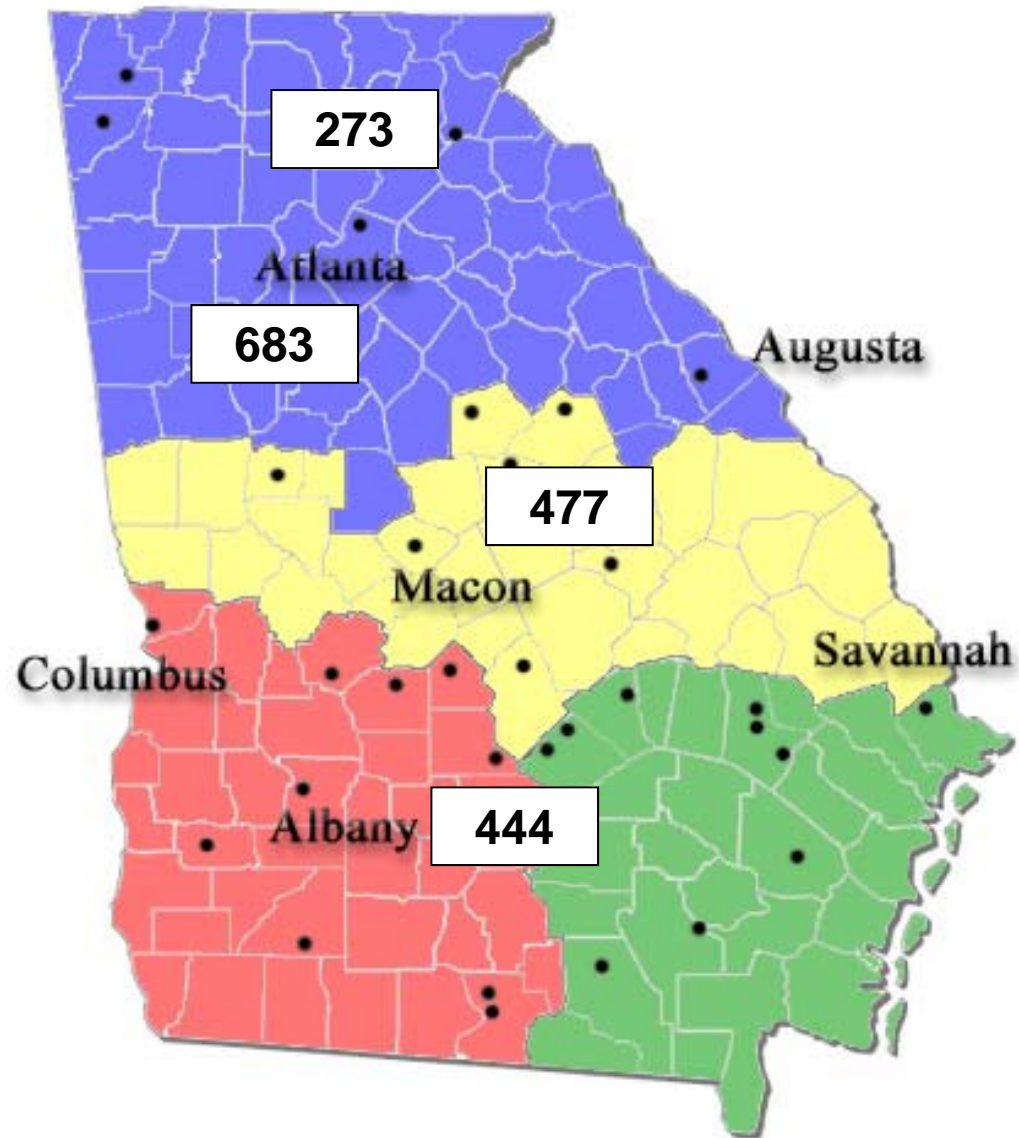
\* 26% of the awards in this category went to families with four or more children or with a special needs child; due to recent job losses or other reduced earnings, others in this category had less income than that reflected on the income tax returns used to calculate their scholarship awards

## *GOAL 2010-11 Average % of Tuition Covered by Income Level*



\* 26% of the awards in this category went to families with four or more children or with a special needs child; due to recent job losses or other reduced earnings, others in this category had less income than that reflected on the income tax returns used to calculate their scholarship awards

## GOAL 2010-2011 Scholarships Awarded by Region





## ***GOAL Participating Schools***

### North Georgia

Berry College Elem. & Middle School  
Darlington School  
Lakeview Academy  
Mountain Area Christian Academy  
Pinecrest Academy  
Rabun Gap-Nacoochee School  
Ridge Creek School  
Riverside Military Academy  
Tallulah Falls School  
Unity Christian School  
Wildwood Christian Academy

### Metro Atlanta

Arlington Christian School  
Atlanta Classical Christian Academy  
Atlanta Youth Academy  
Brandon Hall School  
Bridgeway Christian Academy  
Cherokee Christian Schools  
Chrysalis Experiential Academy  
The Cottage School  
Cumberland Academy of Georgia  
Destiny Christian Academy  
Eagle's Landing Christian Academy  
Eastminster School  
Fellowship Christian School  
Furtah Preparatory School  
Greater Atlanta Christian School  
Greenforest-McCalep Christian  
Harvester Christian Academy

Holy Spirit Preparatory School  
The Howard School  
Killian Hill Christian School  
Landmark Christian School  
Legacy Christian Academy  
The Lionheart School  
Loganville Christian Academy  
Marist School  
Mill Springs Academy  
Mount Paran Christian School  
Mount Pisgah Christian School  
Mt. Bethel Christian Academy  
New Birth Christian Academy  
New Day Gables Academy  
Notre Dame Academy  
Old Suwanee Christian School  
Peachtree Acad. Private School  
Perimeter School  
Providence Christian Academy  
The Ron Clark Academy  
Sophia Academy  
SW Atlanta Christian Academy  
Strong Rock Christian School  
Sugar Hill Christian Academy  
The Swift School  
Wesleyan School  
Whitefield Academy  
Woodward Academy

### Middle Georgia

Athens Christian School  
Augusta Christian Schools  
Augusta Preparatory Day School  
Briarwood Academy  
Brentwood School  
Covenant Academy  
Curtis Baptist School  
Episcopal Day School  
First Presbyterian Day School  
Flint River Academy  
Gatewood Schools  
Heritage Academy  
John Hancock Academy  
John Milledge Academy  
LaGrange Academy  
Monsignor Donovan Catholic H.S.  
Montessori of Macon  
Nathanael Greene Academy  
Providence Christian School  
Redeemer Episcopal Academy  
St. George's Episcopal School  
Stratford Academy  
Tattnall Square Academy  
The Westfield School  
Westminster Christian Academy  
Westminster Schools of Augusta  
Windsor Academy  
Woodfield Academy

### South Georgia

Benedictine Military School  
Bethesda Home for Boys  
Brookstone School  
Brookwood School  
Bulloch Academy  
Calvary Christian School  
Calvary Day School  
David Emanuel Academy  
Deerfield-Windsor School  
Favor Christian Academy  
First Presbyterian Christian  
Academy  
Grace Christian Academy  
Paul Anderson Youth Home  
Randolph Southern School  
Robert Toombs Christian  
Academy  
Sherwood Christian Academy  
Southland Academy  
St. Andrew's School  
Terrell Academy  
Tiftarea Academy  
Trinity Christian School  
Valwood School  
Westwood Schools

## GOAL Participating Schools by Region

